

TEXAS CO-OP POWER



BECOMING AN OUTDOORS WOMAN

Workshops Aim To
Break Down Barriers



**CAPITAL
FARM CREDIT**

FINANCING LAND OWNERSHIP

NMLS493828

Grow with us.

Let us finance your weekend retreat

FINANCING

Rural Land
Homes
Farms & Ranches
Livestock & Equipment
Operating Capital
Improvements
Agribusiness

SERVICES

Real Estate Appraisal
Crop Insurance
Leasing

877.944.5500 | CapitalFarmCredit.com

proud member of the Farm Credit System





The American Wind Power Center in Lubbock showcases more than 160 windmills.

FEATURES

- 8 From Thin Air** American Wind Power Center hails the windmill, which turns arid gusts into prized resources
Story and photos by Russell Graves
- 12 Becoming an Outdoors-Woman** Texas Parks and Wildlife program offers new world of activities
Story and photos by Laura Jenkins

FAVORITES

- 18 Local Co-op News**
Get the latest information plus energy and safety tips from your cooperative.
- 29 Texas History**
The Texas Calaboose
By Bill Moore
- 31 Recipes**
Your Heritage Through Food
- 35 Focus on Texas**
Photo Contest: Slow Down
- 36 Around Texas**
List of Local Events
- 38 Hit the Road**
Chandor: Weatherford's Secret Garden
By Helen Thompson

ONLINE

TexasCoopPower.com

Find these stories online if they don't appear in your edition of the magazine.

Texas USA

The Bid-ness of Auctioneering
By Juddi Morris

Observations

After the Fort Davis Fire
By Lonni Taylor



NEXT MONTH

Yes, You Can! *Canning used to be considered hopelessly old-fashioned, but it's become the newest DIY pursuit.*



WINDMILL: RUSSELL GRAVES. PEPPERS: © ZIGZAGTART | DREAMSTIME.COM



ON THE COVER *Ali Clare of Austin participates in an archery class at a Becoming an Outdoors-Woman workshop. Photo by Laura Jenkins*

TEXAS ELECTRIC COOPERATIVES BOARD OF DIRECTORS: Jerry B. Boze, Chair, Kaufman; David Marricle, Vice Chair, Muleshoe; Mark Tamplin, Secretary-Treasurer, Kirbyville; Debra A. Cole, Itasca; Mike R. Hagy, Tipton, Oklahoma; Robert A. Loth III, Fredericksburg; Mark Rollans, Hondo • **PRESIDENT/CEO:** Mike Williams, Austin • **COMMUNICATIONS & MEMBER SERVICES COMMITTEE:** Greg Henley, Tahoka; Bryan Lightfoot, Bartlett; Billy Marricle, Bellville; Mark McClain, Roby; Blaine Warzecha, Victoria; Jerry Williams, Paris; Kathy Wood, Marshall
MAGAZINE STAFF: Martin Bevins, Vice President, Communications & Member Services; Charles J. Lohrmann, Editor; Tom Widlowski, Associate Editor; Karen Nejtsek, Production Manager; Andy Doughty, Creative Manager; Grace Arsiaga, Print Production Specialist; Chris Carlson, Communications & Member Services Assistant; Anna Ginsberg, Food Editor; Suzanne Halko, Copy Editor; Randall Maxwell, Videographer/Photographer; Jane Sharpe, Graphic Designer; Ellen Stader, Copy Editor; Shannon Oelrich, Proofreader



Mueller steel buildings are manufactured in the USA, giving you greater peace of mind. And after the sale, we back up our products with an IronClad Guarantee. From backyard storage to pre-designed buildings to customized structures, Mueller is the solid choice.

www.muellerinc.com
877-2-MUELLER
(877-268-3553)



MUELLER, INC.
METAL BUILDINGS, ROOFING & COMPONENTS


Respect for CFLs

With regard to Don Dieu's letter about experiencing early failures of compact fluorescent lightbulbs ["Incandescents vs. CFLs," March 2015]:

We've been using CFL bulbs at our house since they came on the market. They are in use in most every lamp and fixture we have. Any failed incandescents are replaced with CFLs. In all this time, there has only been one CFL failure. Some were replaced for different lighting needs. No particular brand or manufacturer is in use, although many are from Walmart and Alco. Consumer Reports cites brands from Home Depot as a "best buy" source.

I would suggest that Mr. Dieu have his electric supply tested for surges and spikes caused by heavy loads from nearby equipment being switched on and off.

CHUCK CARPENTER | POINT FARMERS EC



Prause's Address? Memory Lane

I just read the great article about Prause Meat Market in La Grange in the March 2015 issue. I remember so well this wonderful place where we ate lunch on Saturdays while shopping in La Grange.

The succulent barbecue was served on a piece of brown butcher paper along with two slices of very fresh white bread. We always had the brisket and sausage—so very delicious. I can still smell the

Another Feed Sack Story

If you have space for one more feed sack garment story ["Feeding Their Fashion Sense," February 2015], here is my favorite. My grandfather was blind, and my



grandmother made his boxer underwear from feed sacks. One day, while hanging the wash, I laughed because she had made him two pair of shorts of feed sacks with huge strawberries. She told me if I ever told him, she would not let me come stay with her again.

I kept that secret from Grandpa for the rest of his life.

MARY SEMLINGER | CASTROVILLE | MEDINA EC

wonderful, smoky barbecue aroma.
NELL MAECKEL SCHMIDT | DEVINE
MEDINA EC

Goodnight's Legacy

I was so excited to see the feature about the Goodnight-Loving Trail [March 2015]. It looks like the picture you used was made before our restoration was complete. I have some pictures of the house, the visitor center, the buffalo and our grounds after it was completed that we'd love to share with you. Also, I wanted to let you know that we recently erected a replica of Goodnight's dugout on the grounds of the Charles Goodnight Historical Center. A local Boy Scout troop completed the project.

AMY LOVELL | ARMSTRONG COUNTY MUSEUM
GREENBELT EC

In "The Goodnight-Loving Trail," the writer states, "Charles Goodnight was born March 5, 1836 ... just three days after Texas achieved independence." Texas did not *achieve* its independence on March 2. Texas *declared* its independence on that date.

Independence was not *achieved* until the defeat of Gen. Antonio López de Santa Anna's troops at the Battle of San Jacinto on April 21, 1836.

EDWIN PLUMMER JR. | LIMESTONE COUNTY
NAVASOTA VALLEY EC

Lindbergh's Welder

I just read "Unlucky Lindy" [February 2015]. My late father worked on Lindbergh's Spirit of Saint Louis. My dad worked for Claude Ryan at Ryan Aircraft in San Diego in the late 1920s. He was a young welder and contributed his skills making spare fuel tanks.

The crew knew very little about who or what the plane was for, as Lindbergh wanted. It wasn't until they all saw Lindy himself at the factory halfway into the project did they realize what was going on. My dad and his friends didn't think the plane would get off the ground because of the fuel weight. The wheel bearings had to be upgraded so they could take such a load.

JERRY BELL | LIVINGSTON
SAM HOUSTON EC

Is It a Roundabout?

Clay Coppedge's article "Break-down on the Tahoka Circle" in the April 2015 issue brought back memories of living around Lubbock. When we moved to Dubai in 1976, what did we find? Traffic circles! Although they called them "roundabouts," we felt right at home and constantly scared to death.

PHYLLIS BROWN | SULFUR SPRINGS
FORMER FARMERS EC MEMBER

GET MORE TCP AT TexasCoopPower.com

Sign up for our E-Newsletter for monthly updates, prize drawings and more!

WE WANT TO HEAR FROM YOU!

ONLINE: TexasCoopPower.com/share

EMAIL: letters@TexasCoopPower.com

MAIL: Editor, Texas Co-op Power,
1122 Colorado St., 24th Floor,
Austin, TX 78701

Please include your town and electric co-op.
Letters may be edited for clarity and length.



Texas Co-op Power Magazine

TEXAS CO-OP POWER VOLUME 71, NUMBER 12 (USPS 540-560). Texas Co-op Power is published monthly by Texas Electric Cooperatives (TEC). Periodical Postage Paid at Austin, TX, and at additional offices. TEC is the statewide association representing 76 electric cooperatives. Texas Co-op Power's website is TexasCoopPower.com. Call (512) 454-0311 or email editor@TexasCoopPower.com. **SUBSCRIPTION PRICE** is \$4.08 per year for individual members of subscribing cooperatives. If you are not a member of a subscribing cooperative, you can purchase an annual subscription at the nonmember rate of \$7.50. Individual copies and back issues are available for \$3 each. **POSTMASTER:** Send address changes to Texas Co-op Power (USPS 540-560), 1122 Colorado St., 24th Floor, Austin, TX 78701. Please enclose label from this copy of Texas Co-op Power showing old address and key numbers. **ADVERTISING:** Advertisers interested in buying display ad space in Texas Co-op Power and/or in our 30 sister publications in other states, contact Martin Bevins at (512) 486-6249. Advertisements in Texas Co-op Power are paid solicitations. The publisher neither endorses nor guarantees in any manner any product or company included in this publication. Product satisfaction and delivery responsibility lie solely with the advertiser.

© Copyright 2015 Texas Electric Cooperatives, Inc. Reproduction of this issue or any portion of it is expressly prohibited without written permission. Willie Wirehand © Copyright 2015 National Rural Electric Cooperative Association.



Texas Electric Cooperatives
Your Texaswide Energy Partner

HAPPENINGS

Going Bach 40 Years in Victoria



The Victoria Bach Festival celebrates its 40th anniversary June 6–13. The weeklong festival features local musicians joining acclaimed artists from around the country to perform orchestral, choral and chamber music. Venues across Victoria host intimate concerts, grand symphonic and oratorio performances, and laid-back outdoor concerts for families.

Outreach concerts, post-concert chats with artists and open rehearsals foster a welcoming environment for musicians and audience members. The festival will continue its tradition of free concerts at noon as part of its goal to keep great musical performances accessible.

Featured performers include the VBF Orchestra and Chorus, Conspirare Symphonic Choir and indie orchestral band Mother Falcon.

INFO: (361) 570-5788, victoriabachfestival.org

Find more happenings all across the state at TexasCoopPower.com

Celebrate Flag Day the Right Way



Flag Day, June 14, commemorates the adoption of the U.S. flag on that date in 1777.

Flag etiquette should be followed when displaying the Stars and Stripes, so consider these guidelines:

- ★ When displayed from a staff projecting from a window, balcony or a building, the union (the blue field with the stars) should be at the peak of the staff.

- ★ Display the flag only from sunrise to sunset on buildings and stationary flagstaves in the open, but when a patriotic effect is desired, the flag may be displayed 24 hours a day if properly illuminated in the dark.

- ★ It should not be displayed outdoors in inclement weather except when an all-weather flag is used.

- ★ No other flag should be placed above the American flag.

- ★ When displayed from a staff in a church or auditorium, it should occupy the position of honor and be placed at the speaker's right as he faces the audience.

- ★ The flag should never touch anything beneath it.

Texas Celebrates Youth Tour Milestone

Texas celebrates 50 years of the Government-in-Action Youth Tour in 2015. To mark the occasion, Texas Electric Cooperatives is throwing a party and launching Your Tour magazine.

Youth Tour is a co-op-sponsored trip for exceptional high schoolers to visit Washington, D.C. They experience American history, learn about the energy industry and see their government in action. Electric cooperatives in Texas have participated in this national program since 1965 as a way to “empower young people to improve the quality of their lives, their communities and their futures,” says TEC President and CEO Mike Williams.

The more than 3,700 Texas Youth Tour alumni were invited to attend the Texas Youth Tour anniversary celebration and reunion June 10 in Austin. The Texas Youth Tour alumni magazine,



dubbed Your Tour, debuts in June and features alumni profiles that share how the trip influenced their lives, as well as fun facts and the history of the program. Your Tour is available in co-op offices across Texas, and complimentary copies will be mailed to alumni. Visit TexasYouthTour.com or the Texas Youth Tour Alumni page on Facebook.

464

That is the percent by which the population of Hays County, just south of Austin, is expected to grow by 2050—from a 2010 population of 157,107 to 824,070—making it the fastest-growing county in the state, according to the Austin Business Journal. At the other end of the spectrum, Loving County, bordering New Mexico in West Texas and already the least populous county in the U.S., is projected to lose 51 percent of its population by 2050. Only 82 people lived there in 2010.

ALMANAC

Juneteenth Proclaimed End to Slavery

June 19, 1865, is historic for Texans. That day 150 years ago is when Union Gen. Gordon Granger arrived in Galveston carrying General Order Number 3, which proclaimed that the approximately 250,000 slaves in Texas were free. This momentous occasion, which came 2½ years after President Abraham Lincoln's Emancipation Proclamation, became known as Juneteenth, marked by ceremonies and celebrations.

In March, plans were announced to build a memorial at the Capitol commemorating African-American history in Texas, including Juneteenth. Bill Jones, an Austin lawyer-lobbyist and former general counsel to Gov. Rick Perry, is leading the effort to raise the \$2.6 million needed to erect the monument. About \$750,000 has been raised to create the 30-foot-wide, two-sided African-American Texas History Memorial.

"This is part of my history," Jones, whose great-great-grandfather was brought to Texas as a slave, told the Houston Chronicle. "But it's the state's history."

State Rep. Sylvester Turner agreed. "This will be a powerful depiction of history that I think will speak powerfully to every Texan," Turner said in the Houston Chronicle.



"Texas" Turns 50

This summer marks the 50th season of the Texas Panhandle Heritage Foundation's production of "Texas." The outdoor musical drama is performed at the Pioneer Amphitheatre at Palo Duro Canyon State Park.

The family-friendly show depicts the struggles and triumphs of settlers in the Panhandle in the 1800s and includes singing, dancing, fireworks and humor.

"Texas" is performed Tuesday through Sunday nights, June 2–August 15. Details are available at texas-show.com.

DRAWING POWER



FROM THIN AIR

American Wind Power Center hails the windmill, which produces precious water from arid gusts

In the middle 1800s, when the railroads and pioneers moved west of the Mississippi, they discovered that there was less and less surface water,” explains Coy Harris, executive director for the American Wind Power Center in Lubbock, as we stroll among windmills of varying size and function. We are touring the main hall of the center’s museum, and Harris explains, “In order for the railroads to cross major parts of Texas, they needed water wells, and the only good method of pumping them was with a windmill.”

The Wind Power Center documents a comprehensive timeline of windmill development. Throughout the 33,000-square-foot center, windmills of diverse shapes and sizes draw your attention. Different manufacturers implemented individual

STORY AND PHOTOS BY RUSSELL GRAVES

ideas on design and mechanical function. In the heart of the exhibit building, windmills line a deep pit so that the parts of mechanical interest are at just above eye level, and visitors can easily examine variations in gearbox design and each scheme for fan and tail. Despite manufacturing variations, virtually all of the American windmills were built with the same purpose in mind: to convert wind power into the mechanical action required to pump water.

On the Texas High Plains, wind is an almost-constant companion. In many ways, the area is a meteorological battlefield: Warm and cool air masses continually contend for the atmospheric upper hand, and it’s not unusual to have a cold front deliver a 20 mph sustained northerly wind one day and then a 25 mph southwesterly wind the next, as high pressure moves in to supplant the previous day’s cold air.

Despite the weather warfare, the High Plains offer a dry climate with almost no reliable surface water and only sporadic rains. Pioneers harnessed the wind and leveraged its abundant power to turn the windmill blades that, in turn, drew water from the vast Ogallala Aquifer. With its ability to tap into a vast supply of underground water, the windmill helped transform the semi-arid plains into a verdant, crop-producing breadbasket. In recent

A wooden-blade Dempster windmill stands outside the American Wind Power Center.

decades, because of the region’s almost ever-present wind resources, it’s quickly become the center of wind energy production.

HONORING THE WIND

The Texas Plains region holds an allure for poetic souls. Writing to a friend, famed 20th-century artist Georgia O’Keefe admitted, “I lived on the plains of North Texas for four years ... that was my country—terrible winds and a wonderful emptiness.”

The American Wind Power Center honors the wind and celebrates the contraptions used to harness the power of the abundant energy source. Even though many of its windmills are of the familiar variety that you often see across the far reaches of Texas rangelands, others are more exotic, like the twin-wheeled windmill or the unusual Flowerdew Hundred Postmill used to grind grain. While the Flowerdew Hundred Postmill looks Dutch, it actually originated on a farm in Virginia.

The Wind Power Center grew out of a grassroots effort and was initially established in 1993 by Harris and the late Billie Wolfe. Wolfe was a professor at Texas Tech University and a windmill enthusiast. She often traveled the country to document existing windmills and encourage locals to conserve them. Wolfe partnered with Harris, who at the time was an engineer and owner of a local company that specialized in designing electricity-generating wind turbines. The two amassed a small collection of windmills, which they kept in storage until 1997. That year, the city of Lubbock donated the land where the restored mills were erected and prepared for display. The center now boasts more than 160 windmills.

Officially opened in 1998, the center hosts nearly 20,000 visitors each year. The museum’s collection is so comprehensive that more than 75 percent of all American-made windmill varieties are included in the exhibit. The remaining 25 percent are exceedingly rare and difficult to find, according to Harris. He says that many of the windmills the museum hasn’t acquired were made by small companies that might have made a single model of a mill and then gone out of business.

“Historically, when a windmill would break, people would just throw it away,” he says. “To them, it was simply a tool that didn’t work anymore. So they replaced it.”

Everything was not lost, of course. In the exhibit hall, rare windmill tails hang on the wall in their original crates, and a small room was created to display a collection of windmill weights that manufacturers once used. Outside the functionality of the contraptions,



With more than 12,000 megawatts of generating capacity, Texas is the top wind energy

the tails and weights stand out as pieces of Americana. The tails are colorfully painted in patriotic hues while the tail weights represent horses, cattle, crescents and squirrels, among other things.

“The first thing I hear when people walk into the exhibit hall is ‘wow!’ ” says Tanya Meadows, director of marketing for the center. “Most never knew that there were so many different kinds of windmills.”

Harris and Meadows ardently believe in educating the public about the value of the wind and the valuable service these tools provide. In 2007, the center commissioned an immense mural to realistically portray the importance of the windmill. In a spacious event room adjoining the exhibit hall and gift shop rises the 6,000-square-foot mural, which depicts the windmill in context with the local culture from the late 1880s through today.

“The wind is a valuable resource,” Meadows says. “This part of the world would not have been livable if it had not been for the windmill to pull the water from underground.”

“Windmills became a large industry which lasted until the 1930s and 1940s,” says Harris. As cooperatives formed across the state to bring electricity to remote areas, it slowly supplanted wind as the preferred power for pumping water.

“In the 1950s, when electricity was available in most locations, the windmills became more rare. Today, fewer and fewer windmills are used on ranches to pump water,” Harris says. “You just can’t find people to work on them anymore.”

A NEW GENERATION OF WINDMILLS

Over the past decade, wind power has seen a renaissance across Texas. Instead of pumping water, wind power is harnessed to turn immense turbines to generate electricity.

The Electric Reliability Council of Texas, which manages about 90 percent of the state’s electric load, says that at the end of April, its system’s wind turbines had a generating capacity of



producer in the nation.

13,060 megawatts. Texas is the top wind energy producer in the nation, and in 2014, wind power accounted for 10.6 percent of ERCOT's generation. ERCOT set a record the night of February 19 when wind generated 11,154 megawatts of electricity.

Outside the exhibit hall, visitors are dwarfed by a towering, three-bladed General Electric turbine. This functioning unit is the same type you'll see on wind farms, mainly in the Panhandle, far West Texas and along the Gulf Coast. This specific wind turbine generates electricity that helps power the center.

In response to the recent surge in wind power, another 33,000-square-foot building is under construction at the center. Inside the new hall, electric generation technology will be one of the key features. Right now, the building is simply a concrete and metal skin, but already installed in the 15-foot pit is an early version of a wind-powered electric turbine designed in the late 1970s. Ultimately, the turbine will be a hands-on display where visitors can manipulate the pitch of the blades and interact with other controls.

Under the direction of Coy Harris, far right, the museum features, clockwise from left, a variety of windmill designs, tails and weights.

The new exhibit hall, expected to open later this summer, will also feature a miniature version of the city of Lubbock from around

1910 to the early 1960s—the era when windmills and trains were commonly used. Weaving through the town and around the new hall will be 3,000 feet of miniature train tracks that will run on three levels.

Harris points out that the museum is solely donor-supported, but the labor of love is worth the effort. "It is important to have examples of these American inventions so that future generations can see them and watch them work."

Writer and photographer **Russell Graves** travels far and wide from his home in Childress. He is a member of South Plains EC.

WEB EXTRAS at TexasCoopPower.com View a slideshow with more photos.



Becoming an

OUTDOOR



When you're headed west out of San Antonio on Highway 90, the scenery changes almost immediately outside the city limits. Electronic billboards and fast food chains give way to fields dotted with oak trees. After the last convenience store, you're more likely to see rustic gas stations and restaurants with names like Billy Bob's Hamburgers. This transition from city into country seems fitting for me, a veritable city girl, as I drive toward Neal's Lodges in Concan to attend one of the Texas Parks and Wildlife Department's "Becoming an Outdoors-Woman" workshops.

In terms of personal transformation, my expectations were low. I was under no illusion that this experience would magically change me into a modern-day Annie Oakley, especially given that the workshop lasted only about 48 hours. But the fact that I associated women and outdoors with a sharpshooting frontierswoman is ample evidence that I didn't really understand why women across the state vie for a coveted spot on the BOW attendee roster year after year.

Over the next two days I learned a lot—not just about bicycle maintenance, firearms and fishing. I was reminded that there are scores of women who deeply enjoy outdoor activities traditionally populated by men. I also learned that, contrary to lingering cultural and gender stereotypes, these gals weren't

inclined to relinquish a drop of their femininity to do so.

BOW originated with a workshop at the University of Wisconsin-Stevens Point in 1990. Conference collaborators identified 21 barriers that keep women from participating in hunting and angling. The barriers included things like how girls were reared and the intimidation women feel in all-male hunting or fishing groups. More than half of the barriers were rooted in education, meaning women didn't know how to learn the skills or how to acquire the necessary equipment.

In an attempt to overcome those obstacles, Christine Thomas spearheaded the workshop that offers outdoor education classes in a safe, supportive, noncompetitive environment. About 100 women attended the 1991 event in Wisconsin, and it was so successful that other state agencies contacted Thomas to inquire about staging their own.

Today, BOW is offered in 39 states and in six Canadian provinces. The Texas chapter is run by the TPWD Hunter Education Program's Heidi Rao, who took on the BOW coordinator role in addition to her full-time job as a hunter education specialist.

"BOW wouldn't happen without other staff who believe in it just as much as I do," she says. "They say, 'If I don't get paid to do this, I'm taking vacation, and I'm going to come do it anyway.' Unbelievable."

Story and photos by Laura Jenkins

RS-WOMAN



I was reminded that there are scores of women who deeply enjoy outdoor activities traditionally populated by men.

Believe it. All of the Texas BOW instructors are volunteers. Several are men, but Rao says they select mentors who are patient and enthusiastic about teaching women outdoor skills. Archery instructor Raymond Gonzales, who received rave reviews from the women in his classes, says he would actually rather teach women.

"They don't have any preconceived notions on how to shoot a bow," says Gonzales. "Therefore I'm able to teach them from the stance to the actual release of the arrow."

The curriculum is divided into one-third hunting, one-third fishing and one-third "nonharvest" activities, which include camping, horseback riding and kayaking. Since I wanted to observe as many sessions as possible, the only class I actually participated in was bicycle maintenance, taught by TPWD biologist Brooke Shipley-Lozano. It was an empowering experience to learn how to repair and maintain my own bike, and it wasn't as difficult as I thought it might be. The instructor's insistence that I could do it fueled my determination, and I found that I wasn't afraid to ask "dumb" questions because all of the other

participants were learning for the first time, too.

Few of the women I interviewed grew up in a family or a community where they were encouraged to embrace outdoor activities that were considered masculine.

"That's why this was created," says Rao. "It was always the son or the grandson that got the gun; the girl got the doll. That's just how most women were raised."

That would explain why gender and cultural stereotypes still sometimes fuel the notion that women who hunt and fish are less feminine. To the contrary, many of the women I met at BOW seemed to be equally at home hitching a trailer as dancing in an impromptu Zumba class. Rao herself has four sons, is a professional hunting education specialist, and is a member of the National Rifle Association. But she also loves being a girl. She unapologetically confessed that she always puts on makeup—even when she's camping.

Cosmetics and guns I could fathom. What I had a hard time envisioning was women who were enthusiastic about skinning animals. I was trying to keep an open mind about the "Oh Deer! Now What?" workshop, where students would "learn how to

A recent workshop includes, from left, Jan Dietman of Arkansas trying archery; Jennifer Hesse of Tomball learning bicycle maintenance; campfire coffee; and Techa Majalca of Bastrop leading a horse.



The curriculum is divided into one-third hunting, one-third fishing and one-third “nonharvest” activities, which include camping, horseback riding and kayaking.

properly tag, field dress, skin, quarter and prepare game for transport.” To put it mildly, I’m not even remotely interested in the butchering process. And I wondered if any of the other women had actually signed up for it.

Sarah Padgett, a real estate agent from Midlothian, says her husband loves for her to hunt with him. But he made it clear that if she killed an animal, she would be dressing it herself. So she was the first to volunteer when the instructor asked who wanted to start the process. As Padgett enthusiastically began, both teacher and students offered her a steady stream of counsel and encouragement.

I found the same supportive, judgment-free learning environment in every session. Though I didn’t actually learn how to fly fish on this trip, watching Skipper Kessler demystify the art and technique of casting made me believe that I could. The way shotgun instructor Jimmie Caughron interacted with his students was reminiscent of an older brother taking his kid sister under his wing. And Steve Hall’s students were spellbound by his game-calling anecdotes and techniques.

By the end of the weekend, I wasn’t buying the use of “becoming” in the title. The women I encountered at Neal’s Ranch didn’t look like outdoor neophytes. Many were wearing badges and pins that marked them as “repeat offenders,” which meant that this wasn’t their first BOW event. But Rao says that doesn’t mean they’re proficient in all of the activities.

“We offer 30-something classes at this workshop, and attendees only get to pick four,” says Rao. “So they get here, they get their four sessions, and they go, ‘Oh my gosh! Look what *they’re* doing!’ and they want to come back. My rule is that if you come back, bring somebody to share this with you. Research shows that you’re more likely to continue an activity when you have a support system.”

Laura Jenkins is a writer and photojournalist based in Austin.

WEB EXTRAS at TexasCoopPower.com

Learn more about the BOW program and Texas Outdoors-Woman Network online.

Amanda Bayane of New Braunfels aims a shotgun, and Robin Zapalac of Ledbetter gives fly fishing a try.

Getting Into BOW

BOW workshop dates are published on the TPWD website months in advance. But registration information is sent via email and regular mail approximately eight to 12 weeks before the event. Competition is fierce; the fall 2014 workshop was full within five hours after registration opened. Some participants reported taking a vacation day from work to ensure themselves a spot.

Do you Suffer from:

- Lack of Energy
- Fibromyalgia
- Joint Pain
- Constipation
- Back Pain
- Knee Pain
- High Blood Pressure
- Restless Leg Syndrome
- Poor Circulation
- Obesity
- Edema
- Spinal Stenosis
- Lymphedema
- Insomnia
- Arthritis
- MS
- Neuropathy
- Diabetes
- Stress



Exerciser Elite®

Receive the benefits of aerobic exercise without stress or impact on the joints!

Increase circulation throughout the body

Relieve stiffness from head to toe

Move lymph fluid and help flush out toxins

Increase mobility

Energize the body



Exerciser Elite®

Operating the Exerciser Elite® is simple... just lie down and relax. The machine creates a gentle, right to left movement. This gentle movement cycles up through the whole body, which, in turn, can promote loosening of the joints in the hips and spine and relaxation of the muscles in the back.

The Exerciser Elite® outperforms any other Chi-type swing machine on the market. It will easily accommodate individuals weighing up to 425 pounds and is built for long term use.

Features of Exerciser Elite®

- 5-Speed operation
- Wide, cushioned ankle rest
- 2 pre-programmed settings
- 16 minute digital timer with safety shutoff
- Built in an ISO-9001 certified facility
- FDA Class 1 Registered
- ETL Approval
- Weighs only 15 pounds
- 15" wide x 13.5" deep x 9.5" high
- Controller cord 6'
- AC cord 7'2"
- 2-Year Parts and Labor Warranty

"The Exerciser Elite® is just SUPER!"

I cannot tell you how much I enjoy my relaxing sessions, 3 times a day. When I am finished I feel like I am back in the fast lane. I am so glad I decided to splurge and buy your magnificent machine."
—Irene R., Texas

"I have had both hips replaced and been through breast cancer."

Regular exercise was not something I could do every day and still move. But with this wonderful machine I can! Thank you again!"
—Carol H., Ohio

"After using the Exerciser Elite® twice a day for one week, the swelling in my ankles went away."

It has also helped my breathing, as I can get out and walk without having to stop and catch my breath! Thank you."
—Shirley H., Florida

You deserve to feel better—order the Exerciser Elite® now!

\$359⁹⁵

– 50⁰⁰

\$309⁹⁵

Promotional Discount

Plus Shipping • Kansas residents add 8.05% sales tax.

Save on reconditioned units when available.

Want to learn more?

Visit www.cwmachines.com or call
800.748.7172

45 Day Money Back Guarantee



A+ Rating

©2014 Clark Enterprises 2000, Inc. Price, terms and conditions subject to change without notice. These statements have not been evaluated by the FDA. Not intended to treat, cure or prevent any diseases.

Use promotional code
C500SP to receive the
\$50 Discount



Family owned since 1959
240 Berg Road • Salina, KS 67401

www.cwmachines.com

800.748.7172

To some, sunglasses are a fashion accessory...

But When Driving, These Sunglasses May Save Your Life!

Drivers' Alert: Driving can expose you to more dangerous glare than any sunny day at the beach can... do you know how to protect yourself?

The sun rises and sets at peak travel periods, during the early morning and afternoon rush hours and many drivers find themselves temporarily blinded while driving directly into the glare of the sun. Deadly accidents are regularly caused by such blinding glare with danger arising from reflected light off another vehicle, the pavement, or even from waxed and oily windshields that can make matters worse. Early morning dew can exacerbate this situation. Yet, motorists struggle on despite being blinded by the sun's glare that can cause countless accidents every year.

Not all sunglasses are created equal. Protecting your eyes is serious business. With all the fancy fashion frames out there it can be easy to overlook what really matters—the lenses. So we did our research and looked to the very best in optic innovation and technology.

Sometimes it does take a rocket scientist. A NASA rocket scientist.

Some ordinary sunglasses can obscure your vision by exposing your eyes to harmful UV rays, blue light, and reflective glare. They can also darken useful vision-enhancing light. But now, independent research conducted by scientists from NASA's Jet Propulsion Laboratory has brought forth ground-breaking technology to help protect human eyesight from the harmful effects of



Slip on a pair of Eagle Eyes® and everything instantly appears more vivid and sharp. You'll immediately notice that your eyes are more comfortable and relaxed and you'll feel no need to squint. The scientifically designed sunglasses are not just fashion accessories—they are necessary to protect your eyes from those harmful rays produced by the sun during peak driving times.

solar radiation light. This superior lens technology was first discovered when NASA scientists looked to nature for a means to superior eye protection—specifically, by studying the eyes of eagles, known for their extreme visual acuity. This discovery resulted in what is now known as Eagle Eyes®.

The Only Sunglass Technology Certified by the Space Foundation for UV and Blue-Light Eye Protection.

Eagle Eyes® features the most advanced eye protection technology ever created. The TriLenium® Lens Technology offers triple-filter polarization to block 99.9% UVA and UVB—plus the added benefit of blue-light eye protection. Eagle Eyes® is the only optic technology that has earned official recognition from the Space Certification Program for this remarkable technology. Now, that's proven science-based protection.

The finest optics:


And buy one, get one FREE!

Eagle Eyes® has the highest customer satisfaction of any item in our 20 year history. We are so excited for you to try the Eagle Eyes® breakthrough technology that we will give you a **second pair of Eagle Eyes® Navigator™ Sunglasses FREE—a \$99 value!**

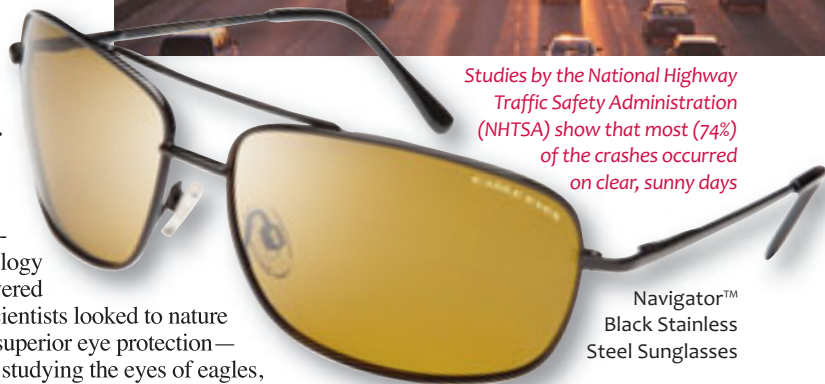
That's two pairs to protect your eyes with the best technology available for less than the price of one pair of traditional sunglasses. You get a pair of Navigators with stainless steel black frames and the other with stainless steel gold, plus two micro-fiber drawstring cleaning pouches are included. Keep one pair in your pocket and one in your car at all times.

Your satisfaction is 100% guaranteed.

If you are not astounded with the Eagle Eyes® technology, enjoying clearer, sharper and more glare-free vision, simply return one pair within 60 days for a full refund of the purchase price. The other pair is yours to keep. No one else has such confidence in their optic technology.



Studies by the National Highway Traffic Safety Administration (NHTSA) show that most (74%) of the crashes occurred on clear, sunny days



Navigator™ Black Stainless Steel Sunglasses

Receive the Navigator™ Gold Sunglasses (a \$99 value) FREE! just for trying the Navigator™ Black



Navigator™ Gold Stainless Steel Sunglasses



Certified EAGLE EYES® was developed from original NASA Optic technology and was recently inducted into the Space Foundation Technology Hall of Fame.

Don't leave your eyes in the hands of fashion designers, entrust them to the best scientific minds on earth. Wear your Eagle Eyes® Navigators with absolute confidence, knowing your eyes are protected with technology that was born in space for the human race.

Eagle Eyes® Navigator™ Sunglasses ~~\$99~~†

Offer Code Price **\$49** + S&P Save **\$50**
PLUS receive the Navigator™ Gold absolutely FREE!—2 pairs for the price of one!

1-800-333-2045

Your Insider Offer Code: EEN110-01

You must use this insider offer code to get our special price.

Stauer®



Rating of A+

14101 Southcross Drive W.,
Dept. EEN110-01
Burnsville, Minnesota 55337
www.stauer.com

† Special price only for customers using the offer code versus the price on Stauer.com without your offer code.

Smart Luxuries—Surprising Prices™

Discovered: The Coin That Never Was!

America's Lost Masterpiece

The \$100 Union



Original sketches found at the Smithsonian

Imagine that you were examining artifacts in the Smithsonian Institution and you found a never-seen-before sketch for the largest and highest denomination American coin ever proposed.

That's precisely what happened when a coin expert was exploring the collection at this celebrated public institution not long ago.

To his own surprise, the numismatist found the original-design concept for a one hundred dollar denomination created by George T. Morgan, arguably the greatest American coin designer. These sketches, hidden within an original sketchbook for nearly a century, represent perhaps the grandest American coin ever proposed—the \$100 Union®.

George T. Morgan will always be remembered for his most famous coin, the Morgan Silver Dollar. Until recently, the world knew nothing of Morgan's larger and higher denomination \$100 Union concept design. The secret's out!

For a limited time, you can secure the world's first and only \$100 Union Proof struck in pure .999 silver at our special price of only \$99 (plus s&h). Call today!

*This is not a reproduction...
this is the first-time ever
Morgan \$100 Union design
struck as a silver proof.*



1-800-806-1641 Offer code: **MUS231-05**

GovMint.com, 14101 Southcross Dr. W.,
Burnsville, MN 55337

Prices and availability subject to change without notice. NOTE: GovMint.com® is a private distributor of worldwide government coin and currency issues and privately issued licensed collectibles and is not affiliated with the United States government. Facts and figures deemed accurate as of March 2015. ©2015 GovMint.com.

CONSERVATION AND SAFETY INFORMATION



Always treat a downed wire as if it's energized because there is no way for you to know by looking whether it is hot or not.

Electrical Fact and Myth: Know the Difference

WHEN IT COMES TO ELECTRICITY, you have to know the facts. They might save your life one day. Here are some common electrical myths proved false:

Myth: Once an electrical line is down, it is dead.

Fact: The electric current does not always turn off when a power line is down. Even if lines do not show signs of life (arc-ing, smoking, buzzing, popping), they can still hold a dangerous electrical current. Always treat a downed wire as if it's energized because there is no way for you to know by looking whether it is hot or not. Just stay away, and keep others away.

Myth: All power lines are insulated.

Fact: Most power lines actually are not insulated. The coating on the lines is mainly for weatherproofing and will not offer any protection from the electrical current. Even if a power line is insulated, its insulation can crack due to weather, reducing its safety. No matter the case, it is never safe to touch a power line.

Myth: There is no need to worry about power lines when digging a hole.

Fact: Always call 811 before you dig to have a professional come to your home and locate buried public utility lines, free of charge. No matter the size of a digging project, if you come into contact with a buried power line, you could be electrocuted or seriously injured.

Myth: It is safe to work around a power line at home as long as direct contact is not made.

Fact: Electricity can jump, or "arc," from a line to the nearest

conductor—which could be you. Always keep yourself and equipment at least 10 feet from power lines. This goes for ladders, pool skimmers, pruning poles and any other equipment. Always be aware of where power lines are so you do not risk electric shock. If you are planning to trim trees or attempt any do-it-yourself project near power lines, always call professionals for the job instead.

Myth: It is safe to remove the third prong from a plug.

Fact: The third prong is a safety feature designed to reduce the risk of shock or electrocution. That prong grounds the electrical current. If the outlet is only fit for a two-pronged plug, replace the outlet with a three-pronged one—or, even better, a ground-fault circuit interrupter outlet, which prevents electric shocks.

Myth: Tires insulate my car from electrical dangers.

Fact: If a wire falls on your car while you are in it, the tires do not keep you from being injured by the electricity. The vehicle is the path to ground for the electrical current, so while you remain in the car, you are safe. As soon as you step out of the car, you become the path to ground and are in immediate danger.

If you find yourself in a situation where your car has hit a utility pole or power lines have fallen onto or near it, stay in the car and warn others to stay away. Wait for a utility crew to cut the power to the lines. Only exit the car if it is on fire. Make sure to not touch the ground and the car at the same time. Jump from the car, keeping your feet together, and hop away from the scene.

Putting Safety First This Month

And throughout the year

IT'S JUNE—AND YOUR electric cooperative is celebrating National Safety Month. Safety for our members and employees is our top priority year-round, and now is a good time to take an even closer look at the importance of safety.

This year, we're focusing on electrical safety in the home. Electricity is the cause of more than 140,000 fires each year, resulting in more than 500 deaths, 4,000 injuries and \$1.6 billion in property damage, according to Electrical Safety Foundation International.

There are many measures you can take to ensure the safety of your loved ones. Use these helpful tips to safeguard your home.

In the Kitchen

- ▶ Ensure that all countertop appliances are located away from the sink.
- ▶ Keep all appliance cords away from hot surfaces. Pay particular attention to cords around toasters, ovens and ranges. Cords can be damaged by excess heat.
- ▶ The top and the area above the cooking range should be free of combustibles, such as potholders and plastic utensils. Storing these items

on or near the range may result in fires or burns.

Light the Way to Safety

- ▶ The wattage of the bulbs you use in your home should match the wattage indicated on the light fixtures. Overheated fixtures can lead to a fire.
- ▶ Check lamp, appliance and extension cords to make sure they are in good condition—not damaged or cracked. Do not attempt to repair damaged cords yourself.
- ▶ Extension cords should not be used to provide power on a long-term or permanent basis. Have additional outlets installed by a professional to provide power where needed.

Be Prepared

- ▶ Nearly two-thirds of fire deaths result from fires in homes without working smoke alarms. Smoke alarms should be located on every level of your home, inside each bedroom and outside each sleeping area.
- ▶ Test smoke alarms every month. Batteries should be replaced at least once a year. All smoke alarms should be replaced at least every 10 years.

The best place for a cord that looks like this is the trash can.



Keep your refrigerator's temperature set at 35 to 38 degrees Fahrenheit, and make sure the seals around the doors are airtight.

Cool Down Refrigerator Costs

AS WARM TEMPERATURES settle in for the summer, refrigerators are set to get a workout keeping food and drinks cool for hot and thirsty friends and family members. Follow these tips to reduce the amount of energy your refrigerator uses.

Minimize the number of times you open your refrigerator. Plan accordingly so you don't have to leave the door open for prolonged periods of time. An open door allows warm, moist air to enter, which makes the compressor work harder.

Set the appropriate temperature. Keep your refrigerator at 35 to 38 degrees Fahrenheit.

Place your fridge in a cool place. Position the refrigerator away from a heat source such as an oven, a dishwasher or direct sunlight from a window.

Allow air circulation behind the fridge. Leave a few inches between the wall and the refrigerator, and keep the condenser coils clean if you have an older model. Read the user's manual to learn how to safely clean coils.

Check the door seals. Make sure the refrigerator seals around the door are airtight. If not, replace them.

If you buy a new refrigerator, be sure to recycle your old one. Many appliance retailers will pick up and recycle your old refrigerator when you purchase a new one.

Bid by Bid the Billing Builds

Linguistic calisthenics of the auctioneer keep count as the money comes in

BY JUDDI MORRIS

A LIVESTOCK HANDLER THROWS OPEN THE gate, and a massive Hereford bull shoulders his way into the auction ring. The auctioneer starts his chant: “Five thousand, who’ll gimme five, how about a five, will ya make it five?” he asks in a rolling, rhythmic chorus. His voice is steady as a drumbeat with a leg-slapping, foot-patting cadence that pulsates through the crowd.

Just watch him, this man behind the auction block. He’s a showman. With swiveling head and one palm extended and upturned, he plays the crowd, alternately coaxing and urging the bidders. The rhythm is hypnotic yet urgent. Wow, now he’s even cutting words in half to rev up the pace, and his voice takes on the whine of a high-speed racing engine.

This isn’t just babble; in less than a minute, the deal’s closed, the bull exits the ring, and then the money changes hands. That old joke about an auctioneer so skillful he could get a crowd to bid on a pile of manure certainly fits this guy.

Is this some kind of live theater? Well, yes, in a way, but it’s also just another weekly auction at the local livestock sales yard—business as usual at markets all across Texas. Still, the person who fires off prices and waves in bids from the auction block is more than a fast talker. This auctioneer is the mediator, the agent between buyer and seller.

To see how difficult an auction chant is, just try a little yourself. Repeat these tongue twisters—straight from an auctioneering school in California—over and over, faster and faster until they can be repeated smoothly: “Round the rugged rock the

ragged rascal ran,” or “Betty Botter bought some butter, but she said, ‘This butter’s bitter. If I put it in my batter, it will make my batter bitter.’ So she bought a bit of better butter, put it in her bitter batter, made her bitter batter better.” Whew!

In auctioneering schools, mastering the rhythm of the basic chant, “cattle rattle,” auction cry or “holla for the dolla” takes up a large part of the sessions. To get unfamiliar throats, lips and tongues in shape, students start at square one with something easy like: “One dollar bid, now two, now two, will you give me two? Two dollar bid, now three, now three, will you give me three?” The auctioneer just repeats the last bid and exhorts the crowd for a higher number—a higher price. Between the two figures, the auctioneer might add comments such as “Momma” or “Are you able to buy ‘em?” or some other favorite jazzy filler to add a little pizzazz and smarten up the flow.

Beginners who try for speed too early are amazed when teachers urge them to slow down a tad, to let their minds and mouths work at the same speed. Clear enunciation is the most important thing in the chant. They know that folks aren’t going to make a bid if they can’t understand what the auctioneer is saying. Speed comes later—and it will. These eager beginners slowly learn to string together a solid chant. Proper breathing methods start to strengthen the voice. Students learn ways to work a crowd to coax the highest possible bids.

Many auctioneers also use their hands constantly, but deliberately. Good ones



never point a finger or blow a bidder's cover. Waving bids toward himself or herself, palm facing inward, is worth money. The chant combined with gestures is designed to develop a sense of urgency and keep the crowd excited and bidding. Good auctioneers develop their own personal flourishes to electrify crowds.

Sure, you'll hear the corny, ham-fisted jokes some auctioneers crack as they start the sale: For all you folks who have

asked, the pigs are on sale in the porking lot! But a good auctioneer also knows how to clerk and cashier, read a livestock pedigree, appraise merchandise, advertise, choose a public address system and select a good sales staff. Many could even give stand-up comedians a tip or two on how to deal with hecklers in a cool and calm way.

Learning to display merchandise is also important. In a single-farm sale, every-

thing from a prize heifer or a refrigerator to a soil auger, sofa bed or milk cow might be offered. If farm equipment or even posh household goods are piled up or left in a jumble, even the best wares look like so much junk.

After graduating from an auction school, a student of either gender is eligible to answer to the title of "colonel," an honorary form of address that dates to the Civil War. Legend says that after a battle was over, the winning side auctioned off the belongings of the losers. The officer in charge of the auction often held the rank of colonel. Hence ...

You may have wondered, as I have, when someone blinks at the wrong time or coughs or accidentally moves or waves a hand, if they've just bought that prize bull, rocking chair or tractor. No way. A reputable auctioneer would never hold anybody to an accidental bid.

Auctions have been a profitable and popular way to conduct business for centuries. Written accounts cite auctions in Babylon in 500 B.C. Not only do they move the goods, they also bring communities together. Auction day is a meet-and-greet social occasion for neighbors to gather from miles apart—the very essence of rural America.

And, who knows, you might pick up something. One of my friends met the love of her life at the stockyards, where he was calling out the "cattle rattle." Another one picked up a bad case of the flu sitting next to a couple who was coughing and sneezing!

Juddi Morris lives in Gainesville.

After the Fire

“Texas People, Texas Places” book excerpt: Help pours in for West Texas community facing calamity

BY LONN TAYLOR

I WAS HESITANT TO WRITE ABOUT THE fire that swept through Fort Davis the evening of April 9, 2011 destroying 24 homes, because I was not even there when it hit. My wife and I were returning from a trip to New Mexico that Saturday, and we were stopped at a roadblock in Balmorhea. A state trooper told us that we could not go to Fort Davis because the town had been evacuated and was in flames. We spent Saturday night in a motel in Balmorhea, not knowing whether we would have a house to go home to or not.

I decided in the motel that the best way to deal with the situation was to assume that our house had burned down and we had lost everything. If that proved not to be true, I reasoned, I would be elated, and if it were at least I would be prepared for it. We had our suitcases from our trip in the car with several changes of clothing, our computer, a coffeepot, and a bottle of wine, and that, I thought, would be enough to make a fresh start on. My wife, on the other hand, thought my attitude was nonsense. She was sure our house was undamaged, she said, and she rolled over and went to sleep. I woke up every half hour, trying to remember who held our homeowner's insurance policy, which I keep in a drawer in my desk, trying to figure out how I was going to pay our income tax if our checkbooks were burned up; and remembering family photographs and mementos that I was going to miss.

Curiously, the thing I thought that I would miss the most was a little three-inch-high lead figure of a black man smoking a cigar and wearing white trousers, a

short green jacket, and a gray derby hat that my father brought me from a business trip to Richmond, Virginia, when I was four years old. I think he bought it at the magazine stand in the railroad station there. It is the only tangible object I have from my early childhood, and it has stood on my desk for many years. It turned out that my wife was right. Our house and our neighborhood survived the fire and my little lead man is still on my desk.

Two things about the fire are astonishing in retrospect. The first is that no lives were lost in Fort Davis, even though part of town was an inferno that night. The other is the way that people here have helped each other in the days since it struck. As one of my neighbors said, “We may fuss and fight with each other most of the time, but when the chips are down we all pull together.”

It started the night of the fire. In spite of the state troopers driving through town telling people to evacuate, some people chose to stay in town and fight the fire. They saved not only their own homes but their neighbors'. Bud and Adele Coffey live just off South Front Street, where several houses burned. Bud told me that he was not home when the order to evacuate came; he and his son Ross had driven down to Mano Prieto to turn a friend's horses out of their pen in order to save them from the approaching flames. When they got back they found Adele packing the car. “We're not leaving,” he told her. “We've got to stay here and keep our house from burning down.”

“We saw the fire hit Dolores Mountain,”



Bud told me. "It came down the side of the mountain in about five minutes and hit the McMurrays' old house. The butane tank there exploded, and the flames were headed across the vacant lot towards Kelly Fenstermaker's house. We had our garden hose hooked up and were wetting down our house, and we got another hooked up and wet down that lot, and that saved Kelly's house. The wind was blowing so hard the water was blowing back in our faces, and we had to get real close to the fire to do any good." The Coffeys managed to wet down one more house before the power went out and their pump stopped working. They saved that house with wet gunnysacks. They were by no means the only ones trying to save other people's houses that night.

That same night, Joe and Lanna Duncan opened their El Capitan Hotel in Van Horn free to all Fort Davis evacuees. At their Limpia Hotel here in Fort Davis, the employees left and put a sign on the door that said, "Everything is open.

Firemen, just find a place to rest."

The Tuesday morning after the fire, ranchers and cowboys from three counties converged on Fort Davis to round up loose livestock. The Miller boys from Valentine, who had been here Saturday night fighting the fire, showed up. Jon Means came from Van Horn with three cowboys and a stock trailer. There were at least half a dozen other stock trailers in town that day, and twice that many pickups towing trailers with saddled horses. They worked their way up Highway 17, where all the fences had burned, sorting out cattle from at least five ranches and moving them to unburned pastures. Somewhere along the way they acquired a stray Shetland pony. Someone penned seven displaced Shetlands in a fenced yard in Fort Davis that evening.

Then there is the hay. The first truckload of round bales rolled in from Fort Stockton, ninety miles away, just a few days after the fire. They were sent by ranchers there who knew ranchers here. The trucks have kept

coming, two or three a day, as word has spread through the ranching community that there are ranchers here without feed. They are now arriving from as far away as Oklahoma and Tucumcari, New Mexico. The trucking charges have been paid by ranchers and 4-H clubs all over the state. The bales are stacked up in Curtis Evans's pasture south of town, and County Agent Logan Boswell is making them available to anyone whose pastures have burned.

For the past two weeks the standard greeting in Fort Davis has been, "Y'all all right? Your house all right?" Those who lost their homes are soldiering on and trying to smile. At Jerry and Jeanne Yarbrough's place, which was a pile of rubble the day after the fire, the lot has been scraped clean. But their flagpole is still standing, and new American and Texas flags are flying from it. That is the West Texas way.

Excerpted from "Texas People, Texas Places: More Musings of the Rambling Boy," TCU Press; prs.tcu.edu [Original column: April 28, 2011]

Doctor *Designed*. Audiologist *Tested*. FDA *Registered*.

Affordable *New* Digital Hearing Aid *Outperforms* Expensive Competitors Delivers *Crystal - Clear* Natural Sound

Reported by J. Page

Chicago: Board-certified physician Dr. S. Cherukuri has done it once again with his newest invention of a medical grade ALL DIGITAL affordable hearing aid.

This new digital hearing aid is packed with all the features of \$3,000 competitors at a mere fraction of the cost. Now, most people with hearing loss are able to enjoy crystal clear natural sound — in a crowd, on the phone, in the wind — without suffering through “whistling” and annoying background noise.

After years of extensive research, Dr. Cherukuri has now created a **state-of-the-art** digital hearing aid that's packed with the features of those expensive \$3,000 competitors — at a **fraction of the price**.

New Digital Hearing Aid Outperforms Expensive Competitors

This sleek, lightweight, fully programmed hearing aid is the outgrowth of the digital revolution that is changing our world. While demand for “all things digital” caused most prices to plunge (consider DVD players and computers, which originally sold for thousands of dollars and today can be purchased at a fraction of that price), yet the cost of a digital medical hearing aid remains out of reach.

Dr. Cherukuri knew that many of his patients would benefit but couldn't afford the expense of these new digital hearing aids. Generally they are not covered by Medicare and most private health insurance.

The doctor evaluated all the high priced digital hearing aids on the market, broke them down to their base components, and then created his own affordable version — called the MDHearingAid® *AIR* for its virtually invisible, lightweight appearance.

- ✓ Nearly *invisible*
- ✓ *Crystal-clear* natural sound
- ✓ No suffering with ‘*whistling*’ or background noise
- ✓ *Outperforms* \$3,000 models
- ✓ Amazing *low price*

Affordable Digital Technology

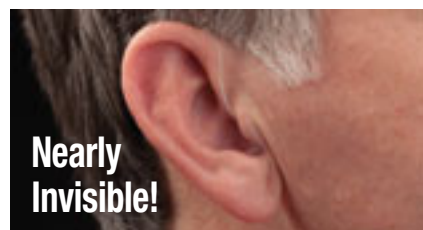
Using advanced digital technology, the MDHearingAid® *AIR* automatically adjusts to your listening environment — prioritizing speech and de-emphasizing background noise. Experience all of the sounds you've been missing at a price you can afford. This doctor designed and approved hearing aid comes with a full year's supply of long-life batteries. It delivers crisp, clear sound all day long and the soft flexible ear buds are so comfortable you won't realize you're wearing them.

Try It Yourself At Home With Our 45-Day Risk-Free Trial

Of course, hearing is believing and we invite you to try it for yourself with our RISK-FREE 45-Day home trial. If you are not completely satisfied, simply return it within that time period for a full refund of your purchase price.

MDHearingAid® *AIR*

**FREE
Batteries
For A Year!**



**Nearly
Invisible!**

Ecstatic Users Cheer

“I recently purchased an MDHearingAid AIR for both ears. They are as small and work as well as a \$5,000 pair I had previously tried.”

— Dennis

“I'm a physician, and this product is just as effective (if not more) than traditional overly-priced hearing aids. I will be recommending (it).”

— Dr. Chang

“As a retired advanced practice nurse, I purchased the MDHearingAid AIR after the Wall Street Journal review. I am so pleased with the quality. You are providing a real service to our affordable health care.”

— Ned Rubin

Compare to Expensive \$3000 Hearing Aids

- FDA-Registered Hearing Aid — not an imitation “sound amplifier”
- Nearly Invisible open-fit digital hearing aid
- Save Money — 90% less than traditional hearing aids
- 24/7 Physician/Audiologist Support
- FREE — Batteries, Color User Manual, Tubing and Domes, Cleaning Tool, and Shipping
- 45-Day in-home trial
- 100% Money-Back Guarantee

**For the Lowest Price plus
FREE Shipping Call Today**

800-873-0541

Use Offer Code CA14 to get
FREE Batteries for a Full Year!

www.MDHearingAid.com



45-DAY
RISK-FREE
TRIAL



Proudly Assembled in the USA
from Domestic & Imported Components.





1/10-ounce Government-Issued
Gold American Eagle Coin

U.S. Government Gold Coin Release

Americans Own Gold For Only \$128!

TODAY - U.S. Money Reserve has scheduled what could be its final release of U.S. Gov't-Issued \$5 gold coins previously held at the U.S. Mint at West Point at this special price. **These Gov't-Issued Gold Coins are being released from our inventory on a first-come, first-served basis for the incredible price of only \$128.00 per coin.** Please be advised: Our U.S. Gov't Gold inventory will be available at this special price while supplies last or for up to 30 days. Do not delay. **Call 1-855-426-7168 today.**

If you've been waiting to move your hard-earned money into precious metals, the time is now to consider transferring your U.S. dollars into United States government gold coins. Gold's recent 10-year performance to date has surpassed the Nasdaq, Dow and S&P 500. Call immediately to order your United States Gold Coins direct from our Vault Facility, for the amazing price of only \$128.00 per coin. Special arrangements can be made for gold purchases over \$50,000. Order your gold today!

Due to strict limited availability, telephone orders will be accepted on a first-come, first-served basis according to the time and date of the order.

SPECIAL ARRANGEMENTS CAN BE MADE FOR PURCHASES OVER \$50,000.

- 1 – Gov't-Issued Gold American Eagle.....**\$128.00**
- 5 – Gov't-Issued Gold American Eagles.....**\$640.00**
- 10 – Gov't-Issued Gold American Eagles...**\$1,280.00**

Prices may be more or less based on current market conditions.

The markets for coins are unregulated. Prices can rise or fall and carry some risks. The company is not affiliated with the U.S. Government or the U.S. Mint. Past performance of the coin or the market cannot predict future performance. Special offer is strictly limited to only one lifetime purchase of 10 coins (regardless of price paid) per household, plus shipping and insurance (\$15-\$35). Coins enlarged to show detail. Price not valid for precious metals dealers. All calls recorded for quality assurance. Offer void where prohibited. Coin dates our choice.

FULL REFUND IF NOT 100% SATISFIED.*

*RETURNS ON ADVERTISED COINS MUST BE MADE WITHIN 30 DAYS



Vault Code: TX18-128

TOLL-FREE, 24 HOURS A DAY:
1-855-426-7168

U.S. MONEY
RESERVE

© 2015 U.S. Money Reserve

140x MILITARY Zoom Binoculars



ONE TOUCH
ZOOM




See the color of an eagle's eye...

From a mile away! – Used by federal agencies and armed forces throughout the world, these Military Zoom Binoculars by Spion bring life 20 to 140 times closer. Ideal for bird watching, boating, surveillance –even star gazing! They are the only binoculars with the power and precision to bring the world right to you with just a touch of your finger. Feel like you're in the middle of the action at sporting events. See the distant world with such sharpness and clarity that you'll forget you're miles away.

MEASURES:
12" x 9" x 4"

FEATURES:
70mm Precision
Lens System
One-Touch 20x to
140x optical zoom



SPECIAL LIMITED TIME OFFER!

Be one of the first 500
to order and **Save \$50.00** off your
SPION Military Zoom Binoculars!



Military Zoom Binoculars

TC243 ~~\$199.95~~

Now \$149.95



Binocular Tripod

TC243TP \$29.95

Coupon Code: MQ8FGN6

SPION

www.spionusa.com/MQ8FGN6
or call (800) 429-0039

BEST BUY WALK-IN BATH TUBS



*Family owned,
Texas-built*

*Lifetime guarantee
against leaks*

*Great for circulation,
arthritis, stiff joints
and relaxation*

Visit our Showroom
3411 E. Hwy. 377, Granbury



Granbury Chamber of Commerce Member

888-825-2362 www.bestbuywalkintubs.com

LONGHORN SOLAR REBATES NOW AVAILABLE!

Many Texans have installed solar with us
and here are their approximate results to date:

Total Installations
840

Total Kilowatts Installed
5,192

Total kWh Created
10,060,807

Our Customers Saved
\$1,056,385 (OVER \$1 MILLION!)

*Estimated cumulative average savings from Longhorn Solar customers in Texas since 2009 based on PV Watts kWh solar production calculator at 0.105 kWh.

Longhorn Solar

San Antonio: (210) 566-8000 | Austin: (512) 436-0110 | Dallas/Fort Worth: (972) 850-7764

WWW.LONGHORNSOLAR.COM

MARKETPLACE

BUY • SELL • TRADE • ACROSS TOWN • ACROSS TEXAS

NATIONAL BARN
COMPANY
nationalbarn.com
1.800.582.2276

OCEAN FREIGHT CONTAINERS
SALES OR RENT-TO-OWN
SECURE STORAGE
Water-Tight/Rodent Proof
LARRY SINGLEY
CALL **1-866-992-9122**
(817) 992-9122

MANUFACTURED HOME OR PIER & BEAM HOME
INSULATED CEMENT SKIRTING
3 designs & 11 colors to choose from!
Replace your vinyl skirting with **STONECOTE**.
1-830-833-2547
www.stonecote.com

WIN THE BRUSH WAR
RECLAIM YOUR PROPERTY WITH OUR TREE SHEARS & BRUSH MOWERS
Phone: 417-458-4350
www.treeterminator.com
TREE TERMINATOR BY
GRACE
MANUFACTURING

W.D. Metal Buildings
"Metal Buildings Built Right"
• Heavy Concrete Slabs • In-House Erection Crews
• Installed Overhead Doors • Interior Living Quarters
Steel Shops • Ag Buildings • Barndominium Homes
www.wdmb.com

FLOATING FISHING PIER
On your pond or lake, with or without roof.
All sizes—installation available.
45 YEARS' EXPERIENCE
Call for Free Information • **1-800-310-1425**
www.ellisonmarine.com • Ellison Marine, Franklin, TX.

TEXAS MEDICAL PLANS
Independent, Authorized Agent for
BlueCross BlueShield of Texas
An Independent Licensee of the Blue Cross and Blue Shield Association
MEDICARE SUPPLEMENT COVERAGE
1-888-888-6698

Bank C.D.'s Due?
CALL US NOW
1-800-359-4940 TEXAS TOLL-FREE
www.mattsonfinancialservices.com
BLAKE MATTSON, CFP™
Signal Securities, Inc., 5408 Bosque, 4th Floor, Waco, TX 76710
Serving Customers All Over Texas
All C.D.'s are insured to \$250,000 per institution by the F.D.I.C. All C.D.'s are subject to availability. Securities offered thru Signal Securities, Inc., Member FINRA/SIPC 700 Throckmorton, Ft. Worth, TX 76102. (817) 873-4256.

Get the Muck OUT!
Marble size AquaClear™ Pellets clear your lake or pond bottom.
Beneficial microorganisms. Restore balance in natural and man made surface waters. Increase water clarity. Improve water quality. Eliminate black organic muck.
A **10 lb. bag** treats 0.50 to 1.00 acres **\$88.00**
A **50 lb. bag** treats 2.50 to 5.00 acres **\$339.00**
Apply weekly for 4 weeks, then monthly to maintain.
No water use restrictions! **FREE SHIPPING!**
800-328-9350
KillLakeWeeds.com
Order online today, or request free information.
AQUACIDE CO.
PO Box 10748, **DEPT 60HX**
White Bear Lake, MN 55110-0748
Our 60th year

BRUSH SHARK
SKID STEER MOUNTED SHEAR
• 1/2" to 6" diameter trees and brush.
• Perfect for cedar, shin oak, persimmon, mesquite.
(512) 263-6830 • www.brushshark.com

WE BUY MINERALS
We pay cash for **producing** or **non-producing** mineral interests.
CALL US TODAY! 1-888-735-5337

SPEARS BARN COMPANY
We Offer Different Sizes & Designs
One 10' sliding door. 30' x 50' x 10' Colored Metal
One walk-through door. Ask About Our Special!
Materials, delivery, tax & labor.
www.spearsbarnco.com
1-877-371-3501

Since 1965, we have produced
husky, healthy Baby Chicks, Muscovy Ducklings, Heritage (Old-Fashioned) Turkey Poults and Guinea Keets.
Fast, safe and guaranteed shipments.
Visit our website, then call to place your credit card order.
www.countryhatchery.net
Call for a free color brochure
405-257-1236
Country Hatchery, Inc. • Box 747 • Wewoka, OK 74884

Farm-Industrial-Commercial
Prices F.O.B. Mfg. Plants:
Seal Stamped Blue Prints:
Easy Bolt Together Design.
25 YEAR COLOR WARRANTY
PRICES INCLUDE COLOR SIDES & GALVALUM ROOF
(Local codes may affect price)
30' x 50' x 10'.....\$9,065
40' x 60' x 12'.....\$12,850
50' x 75' x 14'.....\$19,500
60' x 100' x 12'.....\$25,500
100' x 150' x 14'.....\$39,700
Based In Texas
VISIT OUR WEBSITE
RHINO
STEEL BUILDING SYSTEMS
ASK ABOUT OUR ARENAS
Fax: 940-484-6746 email: info@rhinobldg.com
Website: www.RHINOBLDG.COM
Toll Free **1-888-875-8233**

HARBOR FREIGHT

QUALITY TOOLS AT RIDICULOUSLY LOW PRICES

**How Does Harbor Freight
Sell GREAT QUALITY Tools
at the LOWEST Prices?**

We have invested millions of dollars in our own state-of-the-art quality test labs and millions more in our factories, so our tools will go toe-to-toe with the top professional brands. And we can sell them for a fraction of the price because we cut out the middle man and pass the savings on to you. It's just that simple! Come visit one of our 550 Stores Nationwide.

SCISSOR SUPER COUPON

20% OFF

ANY SINGLE ITEM

LIMIT 1 - Save 20% on any one item purchased at our stores or HarborFreight.com or by calling 800-423-2567. *Cannot be used with other discount, coupon, gift cards, Inside Track Club membership, extended service plans or on any of the following: compressors, generators, tool storage or carts, welders, floor jacks, Towable Ride-On Trencher, Saw Mill (Item 61712/62266/67138), Predator Gas Power Items, open box items, in-store event or parking lot sale items. Not valid on prior purchases after 30 days from original purchase date with original receipt. Non-transferable. Original coupon must be presented. Valid through 10/1/15. Limit one coupon per customer per day.



SCISSOR SUPER COUPON

FREE

WITH ANY PURCHASE
**PITTSBURGH
6 PIECE
SCREWDRIVER
SET**

LOT 47770 shown
61313/62570/62583

\$4.99

VALUE

LIMIT 1 - Cannot be used with other discount, coupon or prior purchase. Coupon good at our stores, HarborFreight.com or by calling 800-423-2567. Offer good while supplies last. Shipping & Handling charges may apply if not picked up in-store. Non-transferable. Original coupon must be presented. Valid through 10/1/15. Limit one FREE GIFT coupon per customer per day.



WOW SUPER COUPON

SAVE \$84

**900 PEAK/700 RUNNING WATTS
2 HP (63 CC) 2 CYCLE
GAS RECREATIONAL GENERATOR**

LOT 66619/60338
69381/62472 shown

\$95

REG. PRICE \$179.99

LIMIT 4 - Good at our stores or HarborFreight.com or by calling 800-423-2567. Cannot be used with other discount, coupon or prior purchases after 30 days from original purchase with original receipt. Offer good while supplies last. Non-transferable. Original coupon must be presented. Valid through 10/1/15. Limit one coupon per customer per day.

POWDER-FREE NITRILE GLOVES PACK OF 100

HARDY

• 5 mil. thickness

YOUR CHOICE!

\$6.49

REG. PRICE \$11.99

LOT 68496/61363
68497/61360
68498 shown

LIMIT 4 - Good at our stores or HarborFreight.com or by calling 800-423-2567. Cannot be used with other discount, coupon or prior purchases after 30 days from original purchase with original receipt. Offer good while supplies last. Non-transferable. Original coupon must be presented. Valid through 10/1/15. Limit one coupon per customer per day.

WOW SUPER COUPON

SAVE \$165

**12" SLIDING COMPOUND
DOUBLE-BEVEL
MITER SAW WITH
LASER GUIDE**

LOT 61776/61969/61970/69684 shown

\$134.99

REG. PRICE \$299.99

LIMIT 5 - Good at our stores or HarborFreight.com or by calling 800-423-2567. Cannot be used with other discount, coupon or prior purchases after 30 days from original purchase with original receipt. Offer good while supplies last. Non-transferable. Original coupon must be presented. Valid through 10/1/15. Limit one coupon per customer per day.

16 OZ. HAMMERS WITH FIBERGLASS HANDLE

PITTSBURGH

CLAW LOT 69006
RIP LOT 47873 shown
60715/60714 69005/61262

\$2.99

REG. PRICE \$7.99

LIMIT 6 - Good at our stores or HarborFreight.com or by calling 800-423-2567. Cannot be used with other discount, coupon or prior purchases after 30 days from original purchase with original receipt. Offer good while supplies last. Non-transferable. Original coupon must be presented. Valid through 10/1/15. Limit one coupon per customer per day.

RAPID PUMP® 1.5 TON ALUMINUM RACING JACK

PITTSBURGH AUTOMOTIVE

• 3-1/2 Pumps Lifts
• Most Vehicles
• Weighs 27 lbs.

\$59.99

REG. PRICE \$119.99

LOT 69252
60569/62160
62496/62516
68053 shown

LIMIT 4 - Good at our stores or HarborFreight.com or by calling 800-423-2567. Cannot be used with other discount, coupon or prior purchases after 30 days from original purchase with original receipt. Offer good while supplies last. Non-transferable. Original coupon must be presented. Valid through 10/1/15. Limit one coupon per customer per day.

HAULMASTER TRIPLE BALL TRAILER HITCH

LOT 94141 shown
69874/61320
61913/61914

\$19.99

REG. PRICE \$59.99

LIMIT 6 - Good at our stores or HarborFreight.com or by calling 800-423-2567. Cannot be used with other discount, coupon or prior purchases after 30 days from original purchase with original receipt. Offer good while supplies last. Non-transferable. Original coupon must be presented. Valid through 10/1/15. Limit one coupon per customer per day.

2.5 HP, 21 GALLON 125 PSI VERTICAL AIR COMPRESSOR

CENTRALPNEUMATIC

LOT 67847 shown
61454/61693

\$149.99

REG. PRICE \$219.99

LIMIT 3 - Good at our stores or HarborFreight.com or by calling 800-423-2567. Cannot be used with other discount, coupon or prior purchases after 30 days from original purchase with original receipt. Offer good while supplies last. Non-transferable. Original coupon must be presented. Valid through 10/1/15. Limit one coupon per customer per day.

WOW SUPER COUPON

MOVER'S DOLLY

HAULMASTER

LOT 60497/93888 shown
61899/62399

\$8.99

REG. PRICE \$14.99

LIMIT 6 - Good at our stores or HarborFreight.com or by calling 800-423-2567. Cannot be used with other discount, coupon or prior purchases after 30 days from original purchase with original receipt. Offer good while supplies last. Non-transferable. Original coupon must be presented. Valid through 10/1/15. Limit one coupon per customer per day.

US★GENERAL 26", 16 DRAWER ROLLER CABINET

• 1060 lb. Capacity
• 14,600 cu. in. of storage

LOT 61609
67831 shown

\$319.99

REG. PRICE \$649.99

LIMIT 4 - Good at our stores or HarborFreight.com or by calling 800-423-2567. Cannot be used with other discount, coupon or prior purchases after 30 days from original purchase with original receipt. Offer good while supplies last. Non-transferable. Original coupon must be presented. Valid through 10/1/15. Limit one coupon per customer per day.

3/8" x 14 FT. GRADE 43 TOWING CHAIN

HAULMASTER

LOT 60658
97711 shown

\$19.99

REG. PRICE \$44.99

LIMIT 5 - Good at our stores or HarborFreight.com or by calling 800-423-2567. Cannot be used with other discount, coupon or prior purchases after 30 days from original purchase with original receipt. Offer good while supplies last. Non-transferable. Original coupon must be presented. Valid through 10/1/15. Limit one coupon per customer per day.

WOW SUPER COUPON

**PACIFIC HYDROSTAR
1650 PSI
PRESSURE WASHER**

• 1.3 GPM

LOT 69488

\$80

REG. PRICE \$129.99

LIMIT 4 - Good at our stores or HarborFreight.com or by calling 800-423-2567. Cannot be used with other discount, coupon or prior purchases after 30 days from original purchase with original receipt. Offer good while supplies last. Non-transferable. Original coupon must be presented. Valid through 10/1/15. Limit one coupon per customer per day.

CHICAGO WELDING MIG-FLUX WELDING CART

Welder and accessories sold separately.

LOT 69340 shown
60790/90305/61316

\$34.99

REG. PRICE \$59.99

LIMIT 5 - Good at our stores or HarborFreight.com or by calling 800-423-2567. Cannot be used with other discount, coupon or prior purchases after 30 days from original purchase with original receipt. Offer good while supplies last. Non-transferable. Original coupon must be presented. Valid through 10/1/15. Limit one coupon per customer per day.

• 100% Satisfaction Guaranteed
• Over 25 Million Satisfied Customers

• No Hassle Return Policy
• Lifetime Warranty On All Hand Tools

• 550 Stores Nationwide
• HarborFreight.com 800-423-2567

The Texas Calaboose

Tiny jails were common in 19th-century Texas

BY BILL MOORE

TEXAS HAS ALWAYS BEEN ASSOCIATED with being big, but this article focuses on the calaboose, a building considered small by today's standards but important until the early part of the 20th century. The word "calaboose" comes from the 18th-century Spanish *calabozo*, which means "jail, dungeon or cell." My research shows that the term is associated with small buildings constructed of logs, milled boards, poured concrete, bricks or stone.

Calaboosees were prevalent throughout the U.S., and, at one time, a calaboose was probably present in most of the 254 Texas counties. Based on my review of Sanborn maps—historical town maps created for fire insurance purposes—and interviews with local informants, I determined that at one time there were at least 238 calaboosees in the state. I have identified 74 that still stand in 2015. Many had no indoor plumbing or electricity, and dirt floors were common. In some cases, the only source of light and ventilation were tiny windows. The brick calaboose in Desdemona has no windows.

Although calaboosees are typical of small towns, they were also present in county seats and were often erected before funds were available for a county jail. The Sanborn maps for Stephenville show that in 1885, there was a two-story stone county jail. In 1902, a wooden calaboose stood next to it. In 1907, the calaboose was still there, but the stone jail was vacant, and nearby stood a new four-story concrete jail. In 1921, the building that housed the stone county jail and the tiny calaboose building were both gone.

The most likely scenario is that the wooden calaboose served as an interim lockup while the new county jail was in the planning and construction stages.

During the early decades of the 20th century, small Texas towns and communities usually lacked the funds for a police



The calaboose in Big Lake came from nearby Stiles and features interlocking corners.

force, and the county sheriff was not always available to make on-the-spot arrests or to transport prisoners, especially at night and in bad weather. Therefore, local citizens serving as constables, marshals or night watchmen were charged with enforcing the law. The calaboose served as a holding facility until the prisoners were released or transported to the county jail.

The typical prisoner in a calaboose was there for drunkenness or rowdy behavior. Leo Helpert and Billy Prescott, both born and raised in Burlington, said they were old enough to remember that the prisoners were there for drinking or fighting.

Calaboosees were constructed with minimal funds using the materials that were most readily available. Concrete was commonly used because it was inexpensive, weather-resistant and strong. Stone had to be cut and shaped to build a calaboose. The majority of calaboosees depicted on the Sanborn maps were made of wood. Sometimes, the walls were constructed using

2-by-4-inch boards stacked on top of one another. This method created very strong walls, as opposed to walls built by simply nailing boards to a frame. The boards were joined at the corners in much the same manner as dovetail joints in the houses and cabins built in the 19th century.

This once-common building began to lose significance as better roads and more dependable vehicles made it easier to transport prisoners to the county jail and for the sheriff to patrol small towns. By the time of the farm-to-market roads act of 1949, the calaboose had virtually disappeared. My review of Sanborn maps failed to turn up one calaboose still standing after 1950 that was not vacant or being used for another purpose.

Some of the existing calaboosees are in excellent condition and are being preserved as a legacy of the past. The town of Grapevine moved its calaboose to the corner of Franklin and Main streets, where it is a popular attraction for tourists and school field trips.

Bill Moore is an archaeologist in Bryan. His calaboose website is tinytexasjails.com.

The National Grass of Texas



www.TURFFALO.com

or 800-872-0522

Bred in Texas to help save one of our most precious resources - water! Order from your nursery or direct from Turffalo online. Your lawn will be shipped to you in plugs that are easy to install at one per square foot. Then get ready for a green lawn - in sun or in shade!

Turffalo



BUILT TO WORK WHERE YOU DO.



ON THE JOB OR IN THE SHOP - THE NEW AND VERSATILE FORNEY® LINE OF WELDERS DELIVERS THE FEATURES YOU'D EXPECT FROM A HIGH-END MACHINE WITHOUT THE HIGH-END PRICE.

New 3-in-1 multi-processor welder, MIG, TIG, and stick in a single machine

EuroConnect torch allows for fast connection and disconnection within seconds

High-Tech Synergic controls ensures high-quality welds and spatter reduction

Dual-gear idler reduces wire feed problems

Longer power cable allows more flexibility of workspace

Make the smart choice and find the right welder for your job.
Go to Forneyind.com or call us at 800-521-6038 to find a dealer near you.

Forney

Your Heritage Through Food

THIS MONTH'S FEATURED RECIPE IS FROM "Texas on the Table," a cookbook that profiles vineyards, dairy farms, ranchers and chefs who've embraced the true tastes of Texas. This savory tart is from Molly McCook, executive chef of Ellerbe Fine Foods in Fort Worth. Named for her grandparents and housed in a restored 1920s gas station, the restaurant features farm-to-table fare inspired by the owner's Louisiana heritage.

ANNA GINSBERG, FOOD EDITOR

Molly McCook's Tomato Tart

PASTRY

- 2 cups all-purpose flour
- ½ teaspoon kosher salt
- ½ cup unsalted butter (1 stick), chilled and cut into 1-inch cubes

- 1 large egg
- 2 tablespoons cold water

FILLING

- ⅓ cup mascarpone cheese
- 1 tablespoon minced fresh thyme
- 1 large Brandywine tomato, sliced ¼ inch thick (or substitute another large variety of heirloom tomato)
- 2 green tomatoes, sliced ¼ inch thick
- ½ teaspoon kosher salt
- ¼ teaspoon freshly ground black pepper
- Zest of 1 large lemon

1. Preheat oven to 425 degrees.
2. **PASTRY:** Combine the flour and salt in a bowl. Cut the butter into the flour, using a fork or your fingers, until the mixture has the consistency of cornmeal. In a separate bowl, whisk together the egg and water. Make a well in the center of the flour mixture and pour the egg into the well.
3. Work the flour mixture and liquid together to form dough. Lightly flour a work surface and roll the dough out to approximately ½-inch thickness. Trans-

fer dough to an 8-inch tart pan with removable bottom, or onto a baking sheet lined with parchment paper.

4. **FILLING:** Spread the mascarpone cheese on the dough, leaving a 1-inch border if you are not using the tart pan. Sprinkle minced thyme over the cheese. Season tomato slices with salt and pepper, then begin to layer, alternating the red and the green over the mascarpone. Scatter lemon zest over tomatoes.

5. If you are baking the tart on a baking sheet without the tart pan, carefully fold the bare edge of the dough over the outer edge of the tomatoes to form a crust. Bake the tart about 25–30 minutes or until the crust is golden brown.

6. Remove from the oven. Gently drain excess liquid from the tart. Slice into wedges and serve hot.

Servings: 8. Serving size: 1 slice. Per serving: 225 calories, 4.19 g protein, 11.46 g fat, 24.24 g carbohydrates, 1.01 g dietary fiber, 301 mg sodium, 0.21 g sugars, 53 mg cholesterol

"Texas on the Table" by Terry Thompson-Anderson (University of Texas Press, 2014), utpress.utexas.edu

Recipes

Your Heritage Through Food



THIS MONTH'S RECIPE CONTEST WINNER

MONICA CARLSON | PEDERNALES EC

Food is one of the clearest ways that one generation transfers its heritage to the next: Great-great-grandma loved a local dish from her childhood, then eventually made it for her own daughter or son, and so on. Favorite recipes get passed on through generations, to friends and, now, to our readers.



SPONSORED BY THE TEXAS
PEANUT PRODUCERS BOARD

Swedish Tosca Cake

"My grandfather moved to Texas from Sweden. I was curious about what life in Sweden was like, so I became an exchange student there. Whenever I eat this cake, I feel a connection to my heritage. In fact, some of my cousins from Sweden came to visit, and when I served this cake to them, they said it was just like they would get at home."

CAKE

- ¼ cup dry bread crumbs
- 1 cup all-purpose flour
- 1½ teaspoon baking powder
- ¼ teaspoon salt
- 2 large eggs, room temperature
- 1 cup sugar
- 1 teaspoon vanilla extract
- ¼ cup whole milk
- ½ cup salted butter (1 stick), melted and cooled

TOPPING

- ¼ cup blanched, sliced almonds
- ¼ cup salted butter (½ stick), room temperature
- 3 tablespoons sugar
- 2 teaspoon heavy cream
- 1 tablespoon all-purpose flour

1. Preheat oven to 325 degrees. Grease a 9-inch round cake pan, springform pan or 9-inch deep-dish pie plate, and coat bottom and sides with bread crumbs.

2. Sift together flour, baking powder and salt then set aside. In a mixing bowl, using a handheld mixer, beat eggs until light and fluffy. Gradually beat in sugar and vanilla.

3. With a mixing spoon or heavy-duty scraper, stir the flour mixture into the egg mixture alternately with milk, beginning and ending with flour. Stir in the melted butter. Pour batter into pan and bake 30 minutes or until a toothpick inserted in center of cake comes out clean.

4. **TOPPING:** While cake is baking, place almonds in a small saucepan with softened butter, sugar, cream and flour. Bring to a boil, stirring constantly. Remove from heat and let sit, stirring a couple of times, while cake finishes baking.

5. When the cake tests done, remove from oven and increase heat to 375 degrees. Spread almond topping gently over cake, covering as much of the top as you can, and place cake pan on a cookie sheet. Return to oven and bake 10 minutes longer or until the top is bubbly.

6. Let cake cool completely before serving. Cake develops a crackly texture on top when cool.

Servings: 8. Serving size: 1 slice. Per serving: 400 calories, 5.26 g protein, 20.24 g fat, 47.42 g carbohydrates, 1.13 g dietary fiber, 372 mg sodium, 30.69 g sugars, 94 mg cholesterol

\$100 Recipe Contest

November's recipe contest topic is **Pitcher-Perfect Beverages**. The time for celebrations begins, offering opportunities to share a special drink with loved ones. From punch to cocktails, what will you be serving during the holiday season? The deadline is **June 10**.

There are three ways to enter: **ONLINE** at TexasCoopPower.com/contests; **MAIL** to 1122 Colorado St., 24th Floor, Austin, TX 78701; **FAX** to (512) 763-3401. Include your name, address and phone number, plus your co-op and the name of the contest you are entering.

Alesha's Oklahoma-Style Collard Greens

ALESHA LOFTON | COSERV ELECTRIC

"You can make this recipe without meat or you can use smoked turkey necks. Season to taste with pepper, garlic salt and Cajun seasoning."

- 1 pound fresh collard greens
- 1 small jar (4½ ounces) minced garlic
- 1 pinch red pepper flakes
- 5-6 pickled jalapeño peppers, sliced, and juice reserved from jar
- 1 large chopped onion
- 1 smoked ham hock or 1 package smoked chicken or turkey neck bones
- 1 teaspoon black pepper
- 1 teaspoon Cajun seasoning
- 1 teaspoon garlic salt
- 7 cups water
- 3 cups chicken broth

1. Clean and chop collard greens into 2-inch pieces.

2. In a large pot, combine collard greens, garlic, pepper flakes, jalapeños, 1 teaspoon juice from the jalapeño jar, onion, ham hock or neck bones, pepper, Cajun seasoning, garlic salt and water.

3. Mix ingredients well and bring to a boil. Reduce heat and let the greens simmer about 5-6 hours or until well cooked.

4. Once the water has boiled down to about 1 cup, add the chicken broth and let simmer 30-45 minutes more. Serve with cornbread.

Servings: 4. Serving size: 4 ounces. Per serving: 110 calories, 7.73 g protein, 0.49 g fat, 21.58 g carbohydrates, 5.55 g dietary fiber, 1,316 mg sodium, 2.84 g sugars, 0 mg cholesterol

Crawfish Étouffée

LINDA BRAHANY | BANDERA EC

"I was born and raised in Louisiana, where crawfish is king. It wasn't until I was living in Texas and my aunt and uncle came to visit that he taught me how to make this

easy étouffée. To this Louisiana transplant, it was heaven in a pot.”

½ cup butter (1 stick)
½ teaspoon olive oil
1 cup chopped green onions
1 cup diced green bell peppers
1 can cream of celery soup
(10.75 ounces)
1 pound crawfish tails
Cajun seasoning to taste
Hot sauce to taste

1. Melt butter in a pot with olive oil. Sauté green onions and bell peppers on medium heat until soft, about 7 minutes.
2. Add cream of celery soup and crawfish tails, and simmer on low heat about 20 minutes, stirring several times to incorporate soup. Add the seasoning and hot sauce to taste.
3. Serve over rice or your favorite pasta.

Servings: 6. Serving size: 8 ounces. Per serving: 219 calories, 12.10 g protein, 16.19 g fat, 4.16 g carbohydrates, 1.46 g dietary fiber, 182 mg sodium, 1.37 g sugars, 122 mg cholesterol

Baked Eggs in Cheesy Noodle Nests

PAT DAY | PEDERNALES EC

“My Irish grandmother mixed noodles with a sauce, put it in a baking dish, made little indentations in the noodles, broke an egg into the little ‘nests’ and then baked it.”

3 cups cooked egg noodles, al dente (6 ounces dry)
¼ cup butter (½ stick), softened, divided use
1 tablespoon all-purpose flour
1 cup whole milk
1 cup grated cheddar cheese, divided use

Salt and black pepper to taste

6 eggs
⅓ teaspoon paprika, or as needed

1. Preheat oven to 375 degrees. Grease 6 large custard cups. Spoon cooked noodles into the custard cups, dividing equally.
2. Melt 2 tablespoons butter in a small saucepan set over medium heat. Add flour and stir until blended, then gradu-

ally add milk and stir over medium heat until mixture boils and thickens slightly. Reduce heat to low and add ½ cup cheese, stirring until melted. Remove from heat and add salt and pepper to taste.

3. Spoon cheese sauce over noodles, dividing evenly among dishes. Make a small indentation in the center of each noodle-filled cup and break an egg into each. Dot eggs with remaining butter and sprinkle with remaining cheese and paprika.

4. Set custard cups on a baking sheet and bake until whites are set and yolks are still soft, about 25 minutes.

COOK’S TIP To make ahead of time, assemble the noodles and cheese in large custard cups or ramekins, then cover and refrigerate until ready to bake. Crack an egg into each noodle nest and bake as directed. Recipe halves well.

Servings: 6. Serving size: 1 10-ounce ramekin. Per serving: 402 calories, 17.69 g protein, 20.37 g fat, 32.48 g carbohydrates, 1.44 g dietary fiber, 260 mg sodium, 2.81 g sugars, 263 mg cholesterol



11TH ANNUAL HOLIDAY RECIPE CONTEST

Send us your best original recipe!

\$5,000 in PRIZES

**\$3,000 Grand
Prizewinner**

**Two \$500 Best Savory Dish Winners
Two \$500 Best Sweet Dish Winners**

The versatile, tasty pecan lends itself to every course, flavoring every part of a meal from savory beginnings to sweet endings.

Send us your best ORIGINAL Texas pecan recipes. (These are recipes you develop, not ones copied from a friend or found in a book or magazine.) Show us how you use Texas pecans to create a Savory Dish or a Sweet Dish. All recipes must include pecans (Texas pecans are our favorite). Winners will be featured in our December 2015 issue. Enter by August 10 at TexasCoopPower.com.

Go to TexasCoopPower.com for details and official rules.



SPONSORED BY
TEXAS PECAN BOARD
Order your Texas Pecans today
at TexasPecans.org.



Enter online at TexasCoopPower.com. Each entry MUST include your name, address and phone number, plus the name of your Texas electric cooperative, or it will be disqualified. Specify which category you are entering, Sweet or Savory, on each recipe. Mail entries to: Texas Co-op Power/Holiday Recipe Contest, 1122 Colorado St., 24th Floor, Austin, TX 78701. You can also fax entries to (512) 763-3401. Up to three total entries are allowed per co-op membership. Each should be submitted on a separate piece of paper if mailed or faxed. Mailed entries can all be sent in one envelope. No email entries will be accepted. For official rules, visit TexasCoopPower.com. **Entry deadline: August 10, 2015.**

2014 Holiday Recipe Contest \$2,500 Grand Prizewinner
Ultimate Chocolate Pecan Pie by Griffin Clarke | Heart of Texas EC
Get the recipe at TexasCoopPower.com.



Enjoy a bath again...

Safely and affordably



Why the Jacuzzi® Hydrotherapy Walk-In Tub is the Best...

- ✓ **Easy and Safe Entry** - Low entry, double sealed leak-proof door that is easy to open and close.
- ✓ **Durable and Easy to Clean** - State-of-the-art acrylic surface.
- ✓ **Comfortable Seating** - Convenient 17-inch raised seat.
- ✓ **Worry Free Enjoyment** - Thanks to Jacuzzi Inc.'s Lifetime Limited Warranty.
- ✓ **Maximum Pain Relief** - Therapeutic water AND air jets to help you feel your best.
- ✓ **Relax Fully** - All controls are within easy reach.
- ✓ **Personalized Massage** - New adjustable jet placement for pinpoint control. This tub is the first to offer a specialized foot massage experience. Its unique spinning motion provides optimal therapy to feet and legs. Best of all, you get it at no additional charge.
- ✓ **No Hassle Installation** - Designed to fit in your existing tub space.

SPECIAL REPORT

TIPS ON LIVING TO BE 100
Including the Secret Benefits
of Hydrotherapy

FREE

For your **FREE** special report
and details on a **FREE \$200** gift

Call Toll-Free Today

1-888-376-0910

Please mention promotional code 101059.

\$1000 OFF
when you mention this ad

for a limited time only

Call Us Toll Free 1-888-376-0910



▲ **CAROL WALKER**, Pedernales EC: “My husband was enjoying a cup of coffee on our deck in Canyon Lake when Big Jake decided to join him.”

▼ **BRYAN ZUMBAR**, Grayson-Collin EC: Zumbar captures this silhouette of his mom enjoying a sunset on the farm where she grew up.




► **DANNY PICKENS**, Cherokee County EC: A fisherman takes a break at the Texas Freshwater Fisheries Center in Athens.

UPCOMING CONTESTS

OCTOBER	STEPPING OUT	DUE JUNE 10
NOVEMBER	MUSIC	DUE JULY 10
DECEMBER	BELT BUCKLES	DUE AUGUST 10

All entries must include name, address, daytime phone and co-op affiliation, plus the contest topic and a brief description of your photo.

ONLINE: Submit highest-resolution digital images at TexasCoopPower.com/contests. **MAIL:** Focus on Texas, 1122 Colorado St., 24th Floor, Austin, TX 78701. A stamped, self-addressed envelope must be included if you want your entry returned (approximately six weeks). Please do not submit irreplaceable photographs—send a copy or duplicate. We do not accept entries via email. We regret that Texas Co-op Power cannot be responsible for photos that are lost in the mail or not received by the deadline.




Slow Down

IN SUMMERTIME, the days are a little longer and life is a little sweeter. Whether you are relaxing in a hammock, enjoying some fresh-squeezed lemonade or spending time with friends, kick back with us this month and take it easy.

GRACE ARSIAGA

WEB EXTRAS at TexasCoopPower.com Find more ways to slow down online.



▲ **SHELLY BORGFELD**, Pedernales EC: This quiet moment was captured at the Austin Fly Fishers booth at the Canyon Lake TroutFest.

▼ **REBEKAH BONGATO**, Sam Houston EC: “The summer is all fun and no work.”



Pick of the Month

Juneteenth Black Rodeo

Athens [June 13]

1-888-294-2847, athenstx.org

The rodeo, featuring the Real Cowboy Association and billed as "sturdy and dirty," is dedicated to community involvement through diversity in families, food, fun and entertainment. The Henderson County Black Rodeo Association event includes relay races, bull riding, calf roping and barrel racing.



COWBOY: © ALAN POULSON | DREAMTIME.COM. BLUEBERRIES: © OKOLAA | DREAMTIME.COM

June

6

Greenville [6-7] Cotton Boll ArtFest, (903) 450-4502, amacmuseum.com

12

Elgin [12-13] Juneteenth Festival and Street Dance, (512) 963-2721

Katy [12-13] Joust Fest Texas, (281) 356-7588, joustfesttexas.com

13

Bedias Homecoming and Alligator Festival, (936) 395-1756, facebook.com/bediasalligators

Johnson City Vino el Pastor, (830) 868-2321, johnsoncity-texas.com

La Grange Flag Day Ceremony, (979) 968-3017, visitlagrangetx.com

Nacogdoches Texas Blueberry Festival, (936) 560-5533, texasblueberryfestival.com

Willow City Historic School Open House, (830) 685-3385, HistoricSchools.org



June 13
Nacogdoches
Texas Blueberry Festival

Granbury [13, 27] Big City Music Revue: A Country Showcase, (855) 823-5550, bigcitymusicrevue.com

18

Texarkana TRAH presents Million Dollar Quartet, (903) 792-4992, trahc.org

Comanche [18-20] Comanche Rodeo and Parade, (325) 356-3233, comanchechamber.org

ATTENTION MOBILE HOME OWNERS

**EXPERT
INSTALLATION**
LIFETIME WARRANTY
**REDUCED
ELECTRIC
BILL** **INCREASED
HOME VALUE**
**STOP
LEAKS**

NO MORE ROOF RUMBLE

PERMA-ROOF
from **Southern Builders**



Since 1983
roofover.com
800.633.8969



BURN SAFELY

with the
**Stainless Steel
BurnCage™**

PERFECT FOR:

- Sensitive financial documents
- All burnable household waste
- Old leaves and branches

STAINLESS STEEL CONSTRUCTION is lightweight, durable, and portable (it folds for easy storage).

PERFORATED LID and sidewalls maximize airflow and trap embers.

**1600°
TEMPERATURES**
mean more
thorough burning
with less ash.



2 SIZES!
87585X © 2015

No more UNSAFE and UNSIGHTLY rusty barrel!

Call for FREE Information Kit!

TOLL-FREE
877-201-5173
BurnCage.com



Travel with others in the AG Industry!



Hawaii Four-Island Agricultural Tour 13 Days from \$1999*

Departs Wednesdays & Fridays in January 2016. Experience a true tropical paradise with perfect climate, stunning scenery and exquisite beaches while visiting the islands of Oahu, Kauai, Maui and the "Big Island" of Hawaii. Sightseeing includes **Pearl Harbor** and Waikiki Beach on Oahu; enjoy an entertaining cruise on the Wailua River to romantic Fern Grotto and visit a **Noni Fruit Plantation** on Kauai; visit Lahaina, the old whaling capital and Maui Gold Pineapple Plantation on Maui; and on the "Big Island," a Macadamia nut factory, Orchid Nursery; **Volcanoes National Park**, Fish Farm, Mountain Thunder Coffee Plantation and more.

*PPDO. Plus \$199 tax/service/government fees. Add-on airfare available.

VMT
vacations
It's time to travel

Call for Details!
877-685-4682

Please mention promo code CF09500

19

Port Arthur Juneteenth, (409) 985-7822, visitportarthurtx.com

Glen Rose [19-21] Taste of the Camino, (254) 898-4296, HighHopeRanch.com

20

Huntsville Family Genealogy Fair, (713) 562-6704, wcgen.com

Lewisville Best Little Brewfest in Texas, (972) 632-9723, bestlittlebrewfestintexas.com

21

Palestine Father's Day BBQ Train, (903) 683-3451, texasstaterr.com

22

Kerrville Salvation Army Boys & Girls Club Golf Tournament, (830) 315-5762, kerrvillekroc.org

26

DeLeon [26-28] Quilt Show, (254) 842-8108, thirdwednesdayquilters.com

27

Farmersville Audie Murphy Day, (972) 784-6846, farmersvilletx.com

Millican Heritage Society Tea, (936) 825-7207

Newton Texas Purple Hull Pea Festival, (409) 397-9029, shankleville.org



July 4
Port O'Connor
Fireworks Display

28

Seguin Patriotic Concert in the Park, (830) 401-2448, visitseguin.com

July

3

Lubbock July 3rd Firework Extravaganza, (806) 747-3353, buffalospringslake.net

4

Kenney Ag Society 4th of July Celebration, (979) 877-4617

Port O'Connor Fireworks Display, (361) 983-2898, portoconnorchamber.com

Valley Mills 4th of July Celebration, (254) 932-5220

Submit Your Event!

We pick events for the magazine directly from TexasCoopPower.com. Submit your event for August by June 10, and it just might be featured in this calendar!

© MARILYN GOULD | DREAMSTIME.COM

LOW COST

Mobile Home Insurance





- Complete coverage
- Superior service
- Easy payment plans
(Including the option of Credit Cards)
- Low deductibles
- Free & easy online quotes

www.stdins.com

Call For A Custom Quote

800-522-0146

Start Saving

Today!

Serving
Texas Mobile
Homeowners
since 1961



GAS UP AND GO!

Browse hundreds of events at

TexasCoopPower.com/events

LET US PUT
STARS IN YOUR EYES...

JUNE 28

7PM - **PATRIOTIC CONCERT!**

CENTRAL PARK - DOWNTOWN

JULY 3

6PM - **FREEDOM FIESTA!**

STREET DANCE - DOWNTOWN

JULY 4

10AM - **THE BIGGEST PARADE!**

AUSTIN ST. - DOWNTOWN

9PM - **FIREWORKS!**

MAX STARCKE PARK

SEGUIN^{TX}

VISITSEGUIN.COM ★ 830-401-0810

Chandor: The Secret Garden

Artistry comes alive in a painter's out-of-the-way creation in Weatherford


BY HELEN THOMPSON

IF YOU FIND YOURSELF DRIVING ON Interstate 20 near Weatherford and are suddenly desperate to locate some Chinese gardens, it will be your lucky day. Tucked away in a neighborhood of historic houses, a genteel mile from the courthouse square, Chandor Gardens is an under-the-radar gem you might expect to visit in another time and another place. But not here, and not now.

The fact that this 5-acre estate even exists is the result of an effervescent collision of chance and fate—mobilized by the derring-do of its artistically minded founders, the celebrated English portrait painter Douglas Chandor and his wife, Ina Kuteman Chandor, a Weatherford native.

Douglas Chandor developed the former cow pasture between 1935 and 1952. “It’s laid out with the eye of an artist,” says Chandor’s head horticulturist, Steven Chamblee. With three formal gardens close to the house and five interconnected Chinese gardens nudged into the surrounding hillside, this deeply personal landscape fits neatly within the tradition of artists’ gardens. An enthusiast might say it holds its own even when compared to the international archetype: the gardens at Giverny, impressionist painter Claude Monet’s domain 50 miles north of Paris.

But the now-flourishing grounds haven’t always been charming. Douglas died in 1953 and Ina in 1978. Gradually everything fell into disrepair, as it appeared to a teenage Chamblee when he visited in 1987. Chamblee had to crack open the Chinese gate that spanned the once-grand allée, at that point a tunnel of vines and brambles. He describes his first impression: “It was eerie and quiet, except for the dead leaves that crunched under my feet.” Beyond that: A dank pit, a dust-covered motorcycle, a pile of dirty clothes and a creepy-looking house. When a dog started barking, Chamblee high-tailed it out, not to return for another 14 years.



Douglas Chandor built the three-tiered Dragon Fountain in the 1940s.

In 1994 Melody and Chuck Bradford purchased Chandor and spent three years restoring it before selling to the city of Weatherford. The estate opened to the public in 2002 and is now lovingly overseen by longtime devotee Chamblee.

Today, things are much improved. Entry is via a drive up to the back of the house next to the Silver Garden. It’s framed by a semicircular pergola, atop which clouds of Lady Banks roses bloom in late spring. On the other side of the residence, a boxwood garden and an English bowling green await, built in the ’40s for playing bocce and croquet. Don’t expect the formalism to continue any farther, though. Chandor’s passion for Chinoiserie unfurls just beyond the wooden bridge arching over a stream that glints with koi.

Meandering paths lead down the hillside to the Great Pond, where a stone Chinese junk is moored. Nearby is Mount Cox, punctuated by a 20-foot waterfall that Chandor painted with lichen and moss patterns to give the impression that water always had flowed there. Soothing sounds of falling water are a constant, thanks to strategically placed fountains.

The three-tiered copper fountain offers a place to consider sweeping views of the gardens. A bronze *chi lin* fountain spraying merrily in an oval-shaped pond is a replica comprising two statues of *chi lin*, heavenly creatures with the body of a horse and the head of a dragon. Chandor embellished them with Coca-Cola and 7Up bottles, colored marbles and his own handmade ceramic tiles—the original is on view in the house, protected from the elements.

The high and mighty sought out Douglas Chandor as an artist—his 1952 full-length painting of Queen Elizabeth hangs in Buckingham Palace. Chandor’s likenesses of Winston Churchill and President Franklin Roosevelt reside in Washington’s National Portrait Gallery.

But the painter’s greatest work of art may be his gardens. In an unlikely setting, they are an oeuvre that expresses the full bloom of their creator’s imagination. And the experts agree: In October 2014, both the house and the gardens attained the honor of a listing in the National Register of Historic Places.

Read more of author Helen Thompson’s work at seeninhouse.com.



OVER 600 EXCLUSIVE DESIGNS AVAILABLE! WWW.BRADFORDEXCHANGECHECKS.COM OR CALL 1-800-323-8104

OVER 30 DISNEY DESIGNS AVAILABLE ONLINE!

Frozen - 00931
Leather Cover and Labels - 00931

The Nightmare Before Christmas - 00531
Leather Cover and Labels - 00531

©Disney

Over 30 breeds available. Call or see our website for your favorite dog breed!

Yellow Lab - 00013
Leather Cover and Labels - 00013

German Shepherd - 00014
Leather Cover and Labels - 00014

Cowboy Round Up - 00380
Leather Cover and Labels - 00380

Words of Faith w/verse
"With God all things are possible." - 00551
Leather Cover and Labels - 00551

Jesus, Light of the World - 00018
Leather Cover and Labels - 00018

Live, Laugh, Love, Learn w/verse "Life is not measured by the breaths we take, but by the moments that take our breath away" - 00332
Leather Cover and Labels - 00332

Moments of Majesty - 00001
Leather Cover and Labels - 00001

God Bless America - 00006
Leather Cover and Labels - 00006

Prayers of Serenity w/verse
"Trust in the Lord with all your heart" - 00194
Leather Cover and Labels - 00194

Lena Liu's Floral Borders - 00088 w/optional verse "Lord bless and keep you" - 00117
Leather Cover and Labels - 00088

Thomas Kinkadee's Faith for All Seasons w/verse "Believe all things are possible with God" - 00105
Leather Cover and Labels - 00105

Texas A&M University - 00874
Leather Cover & Labels - 00874

John Wayne:
An American Legend - 00204
Leather Cover and Labels - 00204

Butterfly Bliss - 00445
Leather Cover and Labels - 00445

Challis & Roos
Awesome Owls - 00337
Leather Cover and Labels - 00337

America's National Parks - 00055
Leather Cover - 00151
Labels - 00055

Texas Pride - 00664
Leather Cover and Labels - 00664

Cowboy Hats - 00965
Leather Cover and Labels - 00965

Thomas Kinkadee's
Country Escapes - 00162
Leather Cover and Labels - 00162

Sunflowers - 00334
Leather Cover and Labels - 00334

Cowboy Kids - 00527
Leather Cover and Labels - 00527

Cowboy Boots - 00434
Leather Cover and Labels - 00434

Winter Calm - 00017
Leather Cover and Labels - 00017

Farmall - 00328
Leather Cover and Labels - 00328

Country Music - 00741
Leather Cover and Labels - 00741

Rescued Is My Breed of Choice - 00379
Leather Cover and Labels - 00379

Footprints in the Sand - 00008
Leather Cover and Labels - 00008

Grandkids Rule! w/verse
"I'd rather be with my grandkids." - 00437
Leather Cover and Labels - 00437

Parchment - 00612
Burgundy Leather Cover - 00030-004
Labels - 00032-008

Chevron Chic - 00678
Fabric Cover and Labels - 00678

Shining Stars - 00201
Leather Cover and Labels - 00201

Lena Liu's Morning Serenade - 00029
Leather Cover and Labels - 00029

Tropical Paradise - 00052
Leather Cover and Labels - 00052

Lightning Strikes - 00178
Leather Cover and Labels - 00178

5th Avenue - 00155
One image, Leather Cover and Labels - 00155

Reflections - 00125
Leather Cover and Labels - 00125

Blue Safety - 00027
One image, Leather Cover and Labels - 00155

New Day w/verse
"Each day brings hope!" - 00447
Leather Cover and Labels - 00447

Texas Rangers® - 00488
Leather Cover and Labels - 00488

On the Wings of Hope - 00384
One image, Leather Cover and Labels - 00384

Spirit of the Wilderness - 00024
Leather Cover and Labels - 00024

EZShield® Protection Programs

EZShield® Check Fraud Protection Program®

Spirit of the Wilderness - 00024
Leather Cover and Labels - 00024

On the Wings of Hope - 00384
One image, Leather Cover and Labels - 00384

Lightning Strikes - 00178
Leather Cover and Labels - 00178

5th Avenue - 00155
One image, Leather Cover and Labels - 00155

Reflections - 00125
Leather Cover and Labels - 00125

Blue Safety - 00027
One image, Leather Cover and Labels - 00155

1 Your Information

BRADFORD EXCHANGE CHECKS

9305 N. Milwaukee Ave. Niles, IL 60714

NAME _____

PHONE () _____ ☐ Day ☐ Evening

E-MAIL ADDRESS _____

2 Check Options

✓ Check the items you wish to order and enter the price in the spaces provided. Only ONE check design per order.

SINGLE TOP TEAR CHECKS		DUPLICATE TOP TEAR CHECKS	
<input type="checkbox"/> 1 Box \$6.99		<input type="checkbox"/> 1 Box \$8.49	
<input type="checkbox"/> 2 Boxes \$13.98 \$6.99		<input type="checkbox"/> 2 Boxes \$16.98 \$8.49	
<input type="checkbox"/> 4 Boxes \$27.96 \$13.98		<input type="checkbox"/> 4 Boxes \$33.96 \$16.98	
2nd & 4th box FREE		2nd & 4th box FREE	

Check Design ☐ Distinctive Lettering ☐ GRAND ☐ Script ☐ English ☐ Matching Cover Code No. _____ add \$19.99

Matching Labels Code No. _____ add \$6.99 for DESIGNER & Labels

Start Checks at # _____

3 EASY WAYS TO ORDER

- PHONE 1-800-323-8104**
Phone Hours: Mon-Fri 7:00 am to 10:00 pm (CT)
Sat/Sun 7:00 am to 6:00 pm (CT)
Mention offer code to receive this special offer.
2-box minimum and processing fee apply. See habla Español.
Call for Signature Required Delivery option.
- INTERNET — SAFE SECURE SITE**
www.BradfordExchangeChecks.com
Over 600 Designs Online
- MAIL — Send completed Order Form**
Also include:
1. Payment Check or money order (no cash please)
2. Voided Check with changes noted OR Reorder Form
3. Deposit Slip from same account
Mail to address at top of coupon

EZShield® Protection Programs

Feel Secure with SECURESHIP™
Trackable - Guaranteed Delivery
Includes FREE IN-PLANT RUSH

Major League Baseball trademarks and copyrights are used with permission of Major League Baseball Properties, Inc. Visit the official website MLB.com. Bradford/MLB2008 ©TFC Reg. U.S. Pat & TM Off JOHN WAYNE & DUKE are the exclusive trademark property of Wayne Enterprises. The John Wayne name, likeness, signature and all other related indicia are the intellectual property of Wayne Enterprises. All Rights Reserved. www.johnwayne.com ©TFC Crawford license granted by Penny Lane Publishing, Inc. © ©Diane Knott, LLC. Licensed by Image Connection, LLC ©2012 Thomas Kinkadee © Challis & Roos ©Kathy Middlebrook, Sagebrush Fine Art ©2008 CK Media, LLC. All rights reserved. ©Disney ©Susan Winget ©Beth Yanbrugh, licensed by Linda McDonald, Inc. ©Sandra Kosh ©2013 Coca-Cola Company ©Pamela VandeLinde LLC www.sassy.com Each check features 4 different images. *Offer valid on Top Tear checks only. Prices and offers subject to change. ©2015 Bradford Exchange Checks 18-00035-001-01108TX

3 Shipping & Handling

REQUIRED SERVICE/HANDLING \$2.95 x # of Boxes/Items=

SECURESHIP™
Trackable - Guaranteed Delivery
Includes FREE IN-PLANT RUSH (045)
(4-9 bus. days) Check boxes shipped together.

☐ IN-PLANT RUSH (checks only) Saves 1-3 Days (070) \$5.99

☐ Untrackable delivery: Allow 2-3 weeks for delivery. All items shipped separately. Delivery to Alaska and Hawaii may take longer.

Offer Code: 21453XCH SUBTOTAL \$

Add sales tax for shipment to Illinois (9.25%)

TOTAL \$

WANTED: DEMO HOMESITES FOR 2015 SEASON



Display one of our beautiful Kayak maintenance-free pools and save \$\$\$!

CALL NOW to qualify for this limited opportunity!

1-800-794-6839

www.swimtexsun.com



A family owned and operated Texas Company since 1986.

- Save Money: \$1000-\$4000 Instant Rebate
- Financing Available/Pre-Approvals
- We Consider Anything Of Value On Trade

SWIM TEXSUN

STAYcation In Your Own Backyard!

AMERICA'S BEST BUILT POOL—WE GUARANTEE IT!

If within 30 days after your purchase of an Award Winning Kayak Pool, you find another brand name pool with all of Kayak's features and benefits, we'll refund 100% of your purchase price, plus we'll give you the Kayak Pool **ABSOLUTELY FREE!**